



75 Washington Avenue, Suite 206
Portland, Maine 04101
Phone 207.767.6440 Fax 207.767.8158
Email: research@marketdecisions.com
Web: www.marketdecisions.com

Research Report

Brunswick Local Redevelopment Authority

**Brunswick Naval Air Station Community
Survey**

Survey Report

Prepared by:

**Brian Robertson, Ph.D.
Jason Maurice, Ph.D.**

May 2007

TABLE OF CONTENTS

	<u>Page</u>
I. Introduction	1
II. Survey Methodology	1
III. Executive Summary	6
IV. Key Findings.....	10
V. Summary Report	17
Part I. Familiarity with Base redevelopment activities.....	18
Part II. The importance of potential future uses for the Base	22
Part III. Potential business uses for the Base	32
Part IV. Potential open space uses and land banking.....	62
Part V. Potential residential uses for the Base	80
Part VI. Other respondent comments.....	88
Part VII. Characteristics of Respondents	90

Verbatim comments and tabulations of survey items are contained in the separate technical appendix to this report.

I. Introduction

Market Decisions conducted this project on behalf of the Brunswick Local Redevelopment Authority. The goal of the research was to obtain public input from the residents of Brunswick and surrounding towns on the future of the Brunswick Naval Air Station. This input was designed to assess how residents thought the area should be used after the Base closes in 2011. This report provides the results of the survey of Brunswick residents and of those in surrounding towns. It is divided into four sections:

- This introduction
- Survey methodology
- Key findings from the survey
- A summary report of research findings for each survey item

A set of technical appendices is provided in a separate volume.

II. Survey Methodology

The Survey Questionnaire

The survey instrument used during the course of this survey was developed in collaboration with the Brunswick Local Redevelopment Authority and Planning Decisions. The survey instrument was designed to assess the views and opinions of residents on the future of the area which is now the Brunswick Naval Air Station. The survey focused on:

- Familiarity with Base redevelopment activities
- The importance of potential future uses for the Base
- Potential business uses for the Base
- Potential open space uses and land banking
- Potential residential uses for the Base
- Other respondent comments

Sampling

The target population for this research consisted of all residents in Brunswick and surrounding towns. The goal of this research was to provide an accurate assessment of the views of all residents of Brunswick and these surrounding towns. The research was designed to allow statements to be made about the views of residents with a known level of precision. Besides Brunswick, the sampling frame included the following towns:

- Arrowsic
- Bath
- Bowdoin
- Bowdoinham
- Durham
- Freeport
- Georgetown
- Harpswell
- Phippsburg
- Richmond
- Topsham
- West Bath
- Woolwich

The survey was administered by telephone.

The sample was stratified into two geographic areas:

- Brunswick
- Surrounding towns

The goal was to contact 300 Brunswick residents and 100 residents from surrounding communities.

The sample of telephone numbers called was based on a complete updated list of telephone prefixes (the first three digits in a seven-digit number) used in these communities. The sample was generated using software provided by GENESYS Sampling Systems. This software ensures that every residential telephone number has an equal probability of selection. When a working residential number was called, an adult age 18 or older in the household was randomly selected to complete the interview. The results of this survey are considered generalizable to all Brunswick residents with telephones and to the residents of the towns surrounding Brunswick.

Data Collection

The Brunswick Naval Air Station Community Survey is based on telephone interviews conducted from May 2-15, 2007 with 417 randomly selected residents of Brunswick and surrounding towns. A total of 302 Brunswick residents were interviewed and 115 residents from surrounding towns were interviewed. The survey included a rigorous data collection strategy:

- Rotation of call attempts across all seven days at different times of the day according to industry standards for acceptability and legality in telemarketing.
- A minimum of 9 call back attempts per telephone number at the screener level (before the number was identified as a qualified residential number).
- 2 attempts to convert refusals (the exception were those household that made it clear they were not to be contacted again).
- A minimum of 9 callback attempts for “no answer” or “answering machine only” telephone non-contacts and for inappropriate contacts (contact only, no most knowledgeable adult home), and scheduled callback appointments.
- A brief message with a toll free number was delivered to “answering machine only” attempts to encourage participation (messages were left on the first, third and seventh answering machine dispositions).

Per industry standards, interviews were only conducted during the hours from 9 AM to 9 PM seven days a week. The only exceptions were specific, scheduled appointments outside this range.

The CATI system used by Market Decisions during the course of this survey is designed to allow interviewers to set callback appointments for a specific date and time. It is also designed to allow a respondent who has begun the survey and cannot finish it to complete it at a later time. This is done so that the respondent can complete the survey at a time that is most convenient for him or her. The interviewer enters the date and time the respondent provides and the respondent is then contacted at that time.

The average survey length for the Brunswick Naval Air Station Community Survey was 16.6 minutes.

Survey Response Rates

Among all residents the respondent cooperation rate was 71% and the survey response rate was 21%. The refusal rate for the survey was 3%.

<i>Respondent Cooperation Rate:</i>	71%
<i>Response Rate:</i>	21%
<i>Respondent Refusal Rate:</i>	3%

Cooperation Rates – This represents the proportion of all cases interviewed of all eligible units ever contacted. That is, what percent of identified respondents ended up completing the interview. This includes cases where a respondent refused to do the survey, began but did not complete the survey, cases where a respondent wished to complete the survey at another time but did not end up completing the survey, respondents who did not speak English, and respondents who were infirm.

Response Rate – Designated as the ratio of the number of completed interviews divided by the number of eligible units in the sample.

Refusal Rate – The refusal rate represents the proportion of all cases in which a respondent refuses to be interviewed, or breaks-off an interview, of all potentially eligible cases. The refusal rate includes hard and soft refusals.

Data Weighting

The data has been weighted to adjust for non-response and also to match the profile of residents by their age and gender. Weighting is a statistical process that normalizes survey respondents to the actual population based upon a set of characteristics. Weighting the survey data allows one to use survey data to make statements about the target population. This means that we can say the survey results reflect the views of the population as a whole within the precision of the survey.

Sampling Error

The percentages reported for the Brunswick Naval Air Station Community Survey are within plus or minus 5% that would be found if all residents completed surveys. For example, if our survey showed that 50% of the respondents thought developing and bringing new businesses to the area was important, then the comparable figure for all residents would be somewhere between 45% and 55% with a confidence level of 95%. The sampling error among Brunswick respondents is plus or minus 5.7% while the sampling error among respondents from surrounding towns is plus or minus 10%.

Report Notes:

The tables and charts provided in this report include percentages based on valid responses to the survey questions. The percentages and means reported DO NOT include respondents who answered either “Don’t Know” or refused to answer. Counts for each survey question including the “Don’t Know” or “Refused” responses are included in the cross tabulations in the Technical Appendix.

The results from the survey are presented for Brunswick residents and residents of surrounding towns. Charts and tables will provide results separately for the residents of Brunswick and the residents of surrounding towns. The label surrounding towns or surrounding communities refer to respondents from the towns listed on page 2.

for all respondents while tables will present a summary of responses comparing Brunswick residents to residents from surrounding towns.

In addition, the report provides differences by other demographic groups where these differences were significant. This includes age, gender, education, income, whether a Brunswick resident or a resident of a surrounding town, length of time living in the area, whether they work on or provide services to the Base. In such cases the results include residents of the specified demographic group from Brunswick and the surrounding towns.

III. Executive Summary

The importance of potential future uses for the Base

Brunswick Residents

Brunswick residents indicate that important uses for the Base include developing new jobs and business and setting the land aside for recreational uses. Less than half see using the land to develop new housing as important. Ninety-six percent of residents indicate it is important to use the land to bring new jobs into the area and 91% indicate it is important to use the land to bring new businesses into the area. Brunswick residents also feel it is important to use the land for recreational purposes. Eighty-three percent indicates it is important to use some of the land on the Base for active recreational purpose and 73% consider it important to use some of the land for land conservation, wildlife habitat, and passive recreational purposes. Only 48% of Brunswick residents indicate it is important to use the Base for adding new housing to the area.

Residents in Surrounding Communities

As with Brunswick residents, the residents from surrounding communities indicate that important uses for the Base include developing new jobs and business and setting the land aside for recreational uses. Again, less than half see using the land to develop new housing as important. Ninety-eight percent of residents from surrounding communities indicate it is important to use the land to bring new jobs into the area and 100% indicate it is important to use the land to bring new businesses into the area. Residents from surrounding communities also feel it is important to use the land for recreational purposes. Seventy four percent indicate it is important to use some of the land on the Base for active recreational purposes and 76% consider it important to use some of the land for land conservation, wildlife habitat, and passive recreational purposes. Only 47% indicate it is important to use the Base for adding new housing to the area.

Potential business uses for the Base

Brunswick Residents

Two-thirds of Brunswick residents agree that the Base should be used to develop an economic engine for the larger Brunswick region. On average, Brunswick residents would like to see 44% of the Base devoted to commercial and residential uses. Brunswick residents support a number of possible businesses uses for the Base. A majority of Brunswick residents would support aircraft maintenance and repair (84% supporting), research and development (80%), professional office uses (67%), information technology such as data or call centers (62%), manufacturing (62%), warehousing and distribution (59%), and neighborhood or niche retail stores (50%). Sixty-one percent of residents would support the development of a business park. For tourism related businesses, a majority of Brunswick residents would support a performing arts or cultural center (73% supporting), a conference or convention center (62%), and hotels (53%).

Seventy-nine percent of Brunswick residents would support a facility for general aviation and 90% would support the development of an educational campus on the Base.

There is support among Brunswick residents for retaining the commissary and developing services for veterans. Eighty percent would support keeping the commissary open. Eighty-three percent of Brunswick residents would support the development of a cluster of veteran's services on the Base in addition to the commissary.

Residents in Surrounding Communities

Over two-thirds of residents in surrounding towns also agree that the Base should be used to develop an economic engine for the larger Brunswick region. On average, these residents would like to see 49% of the Base devoted to commercial and residential uses. Like their Brunswick counterparts, residents from surrounding communities support a number of possible businesses uses for the Base. A majority of residents from surrounding communities would support aircraft maintenance and repair (77% supporting), research and development (77%), professional office uses (68%), information technology such as data or call centers (59%), manufacturing (69%), and warehousing and distribution (51%). Sixty-one percent of residents from surrounding communities would support the development of a business park. For tourism related businesses, a majority of Brunswick residents would support a performing arts or cultural center (59% supporting) and a conference or convention center (63%).

Seventy-five percent of residents from surrounding communities would support a facility for general aviation and 84% would support the development of an educational campus on the Base.

There is support among residents in surrounding communities for retaining the commissary and developing services for veterans. Seventy-five percent would support keeping the commissary open. Eighty-two percent of residents from surrounding communities would support the development of a cluster of veteran's services on the Base in addition to the commissary.

Potential open space uses and land banking

Brunswick Residents

On average, Brunswick residents would like to see 39% of the Base devoted to open space and recreational uses. A majority of Brunswick residents support the development of walking, hiking, and biking trails (84% supporting), indoor recreation facilities (82%), playing fields for sports and recreational activities (82%), setting aside land for conservation or wildlife habitat (81%), and land used for farming or agricultural purposes (51%).

Seventy-one percent of Brunswick residents would support keeping the current nine hole golf course, though only 39% would like to see it expanded to an eighteen hole golf course.

Two-thirds of Brunswick residents support setting aside a portion of the land and leaving it to future generations to decide on its use.

Residents in Surrounding Communities

On average, residents in surrounding communities would like to see 35% of the Base devoted to open space and recreational uses. A majority of these residents support the development of walking, hiking, and biking trails (85% supporting), indoor recreation facilities (74%), playing fields for sports and recreational activities (66%), and setting aside land for conservation or wildlife habitat (85%).

Seventy percent of residents from surrounding communities would support keeping the current nine hole golf course, though only 39% would like to see it expanded to an eighteen hole golf course.

Sixty percent of residents from surrounding communities support setting aside a portion of the land and leaving it to future generations to decide on its use.

Potential residential uses for the Base

Brunswick Residents

A majority of Brunswick residents would support certain types of residential uses for the Base. These include affordable housing for working families (78% supporting), seniors housing (76%), single family homes (71%), and special housing with services for youth and the homeless (71%).

Residents in Surrounding Communities

As with the Brunswick counterparts, residents from surrounding communities would also support certain types of residential uses for the Base. These include affordable housing for working families (66% supporting), seniors housing (75%), single family homes (61%), and special housing with services for youth and the homeless (62%).

IV. Key Findings

Part I. Familiarity with Base redevelopment activities

- 58% of residents in Brunswick and 58% of residents in surrounding towns are very or somewhat familiar with the planning for the redevelopment of the Base.
- 8% of residents in Brunswick and 8% of residents in surrounding towns have participated in any planning activities or communicated their views during the past year

Part II. The importance of potential future uses for the Base

Brunswick Residents

- 76% of Brunswick residents indicate it is very important to use the land to bring new jobs into the area.
- 69% of Brunswick residents indicate it is very important to use the land to bring new businesses into the area.
- Only 19% of Brunswick residents indicate it is very important to use the land for new housing and 29% indicate this use is somewhat important.
- 43% of Brunswick residents indicate it is very important to use the land for active recreational purposes and 40% indicate this use is somewhat important.
- 46% of Brunswick residents indicate it is very important to use the land for land conservation and 27% indicate this use is somewhat important.

Residents of Surrounding Towns

- 77% of residents in surrounding towns indicate it is very important to use the land to bring new jobs into the area.
- 74% of residents in surrounding towns indicate it is very important to use the land to bring new businesses into the area.
- Only 21% of residents in surrounding towns indicate it is very important to use the land for new housing and 26% indicate this use is somewhat important.
- Only 31% of residents in surrounding towns indicate it is very important to use the land for active recreational purposes and 43% indicate this use is somewhat important.
- 45% of residents in surrounding towns indicate it is very important to use the land for land conservation and 31% indicate this use is somewhat important.

Part III. Potential business uses for the Base

Brunswick Residents

- On average, Brunswick residents think that 44% of the land should be used for residential and commercial purposes.
- 66% of Brunswick residents support using the Base as an economic engine for the larger region.
- Top of mind, 10% or more of Brunswick residents mentioned they would like to see the following types of businesses at the redeveloped Base:
 - FedEx/UPS type business (15%)
 - Aviation related/ Airport (non-specific) (12%)
- 80% of Brunswick residents support locating research and development businesses on the Base. 11% oppose such businesses.
- 59% of Brunswick residents support locating warehousing and distribution businesses on the Base. 28% oppose such businesses.
- 67% of Brunswick residents support locating professional offices on the Base. 23% oppose such businesses.
- 62% of Brunswick residents support locating manufacturing on the Base. 27% oppose such businesses.
- 84% of Brunswick residents support locating aircraft maintenance and repair businesses on the Base. 10% oppose such businesses.
- 62% of Brunswick residents support locating information technology businesses such as data or call centers on the Base. 30% oppose such businesses.
- Only 29% of Brunswick residents support locating large scale retail stores on the Base. 65% oppose such businesses.
- 50% of Brunswick residents support locating neighborhood or niche retail stores on the Base. 39% oppose such businesses.
- 61% of Brunswick residents support locating a business park on the Base. 28% oppose a business park.

Tourism Related Businesses

- 53% of Brunswick residents support locating hotels on the Base. 34% oppose such businesses.
- 62% of Brunswick residents support locating a conference or convention center on the Base. 28% oppose such a center.
- 73% of Brunswick residents support locating a performing arts or cultural center on the Base. 20% oppose such a center.
- Only 34% of Brunswick residents support locating specialty and outlet retail shopping on the Base. 55% oppose such businesses.

Aviation Uses

- 79% of Brunswick residents support a facility for general aviation on the Base. 14% oppose a facility.

Educational Uses

- 90% of Brunswick residents support locating an educational campus on the Base. 8% oppose a campus.

Commissary

- 80% of Brunswick residents support keeping the commissary open, while only 8% oppose keeping the commissary open.
- 83% of Brunswick residents support creating a cluster of veteran's related services on the Base while only 8% oppose creating such services.

Residents of Surrounding Towns

- On average, residents of surrounding towns think that 49% of the land should be used for residential and commercial purposes.
- 69% of residents in surrounding towns support using the Base as an economic engine for the larger region.
- Top of mind, 10% or more of residents in surrounding towns mentioned they would like to see the following types of businesses at the redeveloped Base:
 - Commercial airport/ Airfield (15%)
 - Manufacturing (15%)
 - School/ College/ University (13%)
 - Aviation related/ Airport (non-specific) (10%)
- 77% of residents in surrounding towns support locating research and development businesses on the Base. 6% oppose such businesses.
- 51% of residents in surrounding towns support locating warehousing and distribution businesses on the Base. 31% oppose such businesses.
- 68% of residents in surrounding towns support locating professional offices on the Base. 21% oppose such businesses.
- 69% of residents in surrounding towns support locating manufacturing on the Base. 22% oppose such businesses.
- 77% of residents in surrounding towns support locating aircraft maintenance and repair businesses on the Base. 14% oppose such businesses.
- 59% of residents in surrounding towns support locating information technology businesses such as data or call centers on the Base. 24% oppose such businesses.
- Only 28% of residents in surrounding towns support locating large scale retail stores on the Base. 65% oppose such businesses.

- Only 43% of residents in surrounding towns support locating neighborhood or niche retail stores on the Base. 36% oppose such businesses.
- 61% of residents in surrounding towns support locating a business park on the Base. 27% oppose a business park.

Tourism Related Businesses

- Only 42% of residents in surrounding towns support locating hotels on the Base. 35% oppose such businesses.
- 63% of residents in surrounding towns support locating a conference or convention center on the Base. 20% oppose such a center.
- 59% of residents in surrounding towns support locating a performing arts or cultural center on the Base. 17% oppose such a center.
- Only 20% of residents in surrounding towns support locating specialty and outlet retail shopping on the Base. 67% oppose such businesses.

Aviation Uses

- 75% of residents in surrounding towns support a facility for general aviation on the Base. 14% oppose a facility.

Educational Uses

- 84% of residents in surrounding towns support locating an educational campus on the Base. 12% oppose a campus.

Commissary

- 75% of residents in surrounding towns support keeping the commissary open, while only 6% oppose keeping the commissary open.
- 82% of residents in surrounding towns support creating a cluster of veteran's related services on the Base while only 4% oppose creating such services.

Part IV. Potential open space uses and land banking

Brunswick Residents

- On average, Brunswick residents think that 39% of the land should be kept as open space for conservation or recreational uses.
- 84% of Brunswick residents support walking, hiking, or biking trails on the Base. Only 11% oppose this use.
- Only 27% of Brunswick residents support trails for ATV's and snowmobiles on the Base. 66% oppose this use.
- 81% of Brunswick residents support using the land for conservation of wildlife habitat. 11% oppose this use.
- 82% of Brunswick residents support playing fields for baseball, soccer, and other recreational activities on the Base. 13% oppose this use.
- 82% of Brunswick residents support indoor recreational facilities on the Base. 8% oppose this use.
- Only 43% of Brunswick residents support a park or garden with a charged admission on the Base. 46% oppose this use.
- 51% of Brunswick residents support land for farming or agricultural purposes on the Base. 34% oppose this use.

Golf Course

- 71% of Brunswick residents support keeping the current nine hole golf course. 15% oppose the course remaining.
- Only 39% of Brunswick residents support expanding the golf course to eighteen holes. 42% oppose expanding the course.

Land Banking

- 68% of Brunswick residents support setting aside a portion of the land and leaving it to future generations to decide on uses. 17% oppose banking a portion of the land.

Residents of Surrounding Towns

- On average, residents of surrounding towns think that 35% of the land should be kept as open space for conservation or recreational uses.
- 85% of residents from surrounding towns support walking, hiking, or biking trails on the Base. Only 10% oppose this use.
- Only 23% of residents from surrounding towns support trails for ATV's and snowmobiles on the Base. 71% oppose this use.
- 85% of residents from surrounding towns support using the land for conservation of wildlife habitat. 10% oppose this use.
- 66% of residents from surrounding towns support playing fields for baseball, soccer, and other recreational activities on the Base. 24% oppose this use.
- 74% of residents from surrounding towns support indoor recreational facilities on the Base. 15% oppose this use.
- Only 34% of residents from surrounding towns support a park or garden with a charged admission on the Base. 49% oppose this use.
- 49% of residents from surrounding towns support land for farming or agricultural purposes on the Base. 34% oppose this use.

Golf Course

- 70% of residents from surrounding towns support keeping the current nine hole golf course. 15% oppose the course remaining.
- Only 39% of residents from surrounding towns support expanding the golf course to eighteen holes. 43% oppose expanding the course.

Land Banking

- 60% of residents from surrounding towns support setting aside a portion of the land and leaving it to future generations to decide on uses. 17% oppose banking a portion of the land.

Part V. Potential residential uses for the Base

Brunswick Residents

- 71% of Brunswick residents support the development of single family housing on the Base. 24% oppose this type of housing.
- 49% of Brunswick residents support the development of townhouses and condominiums on the Base. 41% oppose this type of housing.
- Only 38% of Brunswick residents support the development of apartment buildings on the Base. 44% oppose this type of housing.
- 78% of Brunswick residents support the development of affordable housing for working families on the Base. 16% oppose this type of housing.
- 76% of Brunswick residents support the development of seniors housing on the Base. 16% oppose this type of housing.
- 71% of Brunswick residents support the development of special housing with services for youth and the homeless on the Base. 18% oppose this type of housing.

Residents of Surrounding Towns

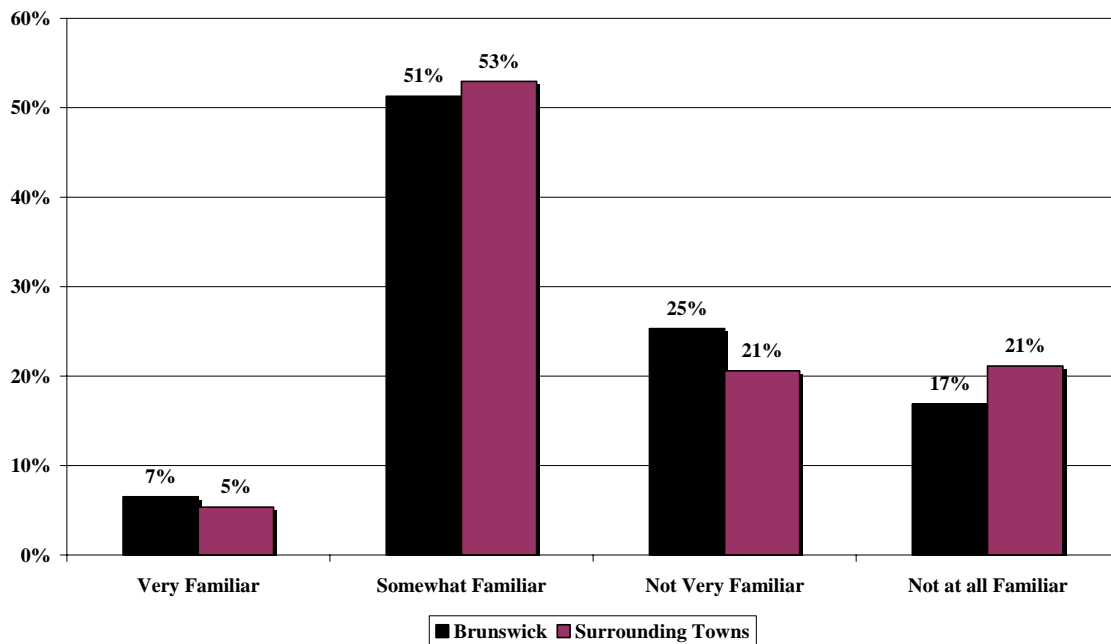
- 61% of residents from surrounding towns support the development of single family housing on the Base. 28% oppose this type of housing.
- Only 37% of residents from surrounding towns support the development of townhouses and condominiums on the Base. 46% oppose this type of housing.
- Only 30% of residents from surrounding towns support the development of apartment buildings on the Base. 60% oppose this type of housing.
- 66% of residents from surrounding towns support the development of affordable housing for working families on the Base. 17% oppose this type of housing.
- 75% of residents from surrounding towns support the development of seniors housing on the Base. 16% oppose this type of housing.
- 62% of residents from surrounding towns support the development of special housing with services for youth and the homeless on the Base. 23% oppose this type of housing.

V. Summary Report

Part I. Familiarity with Base redevelopment activities

58% of residents in Brunswick and surrounding towns are very or somewhat familiar with the planning for the redevelopment of the Base.

Q2 - How familiar are you with the planning for the redevelopment of the base?



Comments:

Brunswick Residents:

Seven percent of Brunswick residents indicate they are very familiar with the planning for the redevelopment of the Base and 51% are somewhat familiar. Twenty-five percent of Brunswick residents indicate they are not very familiar and 17% are not at all familiar with the planning process for the redevelopment of the Base.

Residents from Surrounding Towns:

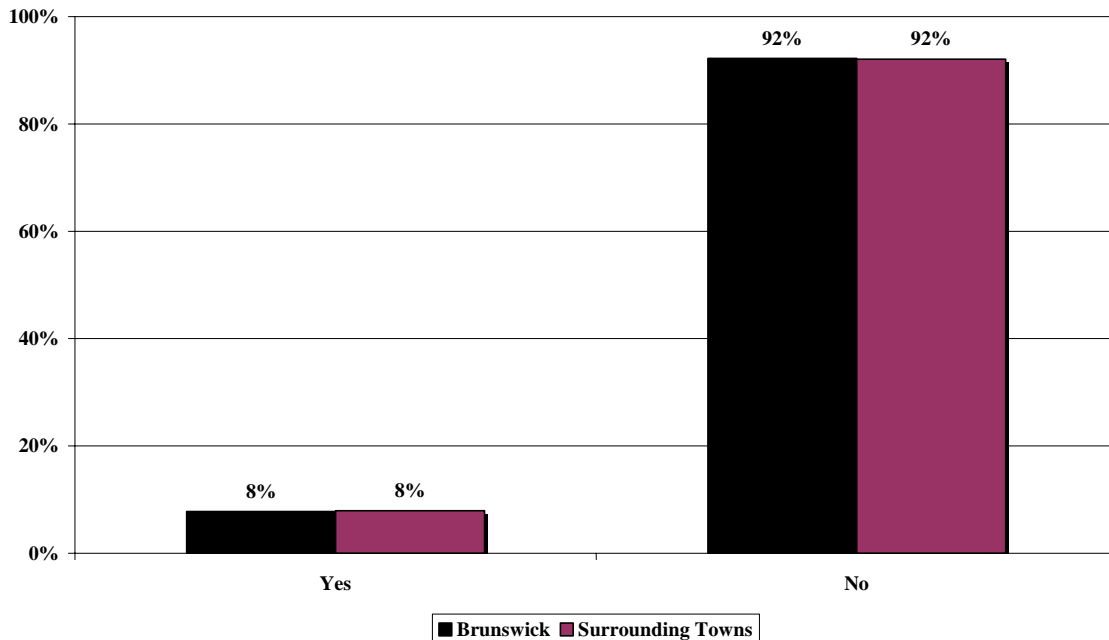
Five percent of residents from surrounding towns indicate they are very familiar with the planning for the redevelopment of the Base and 53% are somewhat familiar. Twenty-one percent of residents from surrounding towns indicate they are not very familiar and 21% are not at all familiar with the planning process for the redevelopment of the Base.

Significant Differences:

- 18 to 34 year olds less familiar than older respondents
- Women less familiar than men
- As income increases familiarity increases
- As the number of years respondent has lived in the area increases familiarity increases
- College graduates more familiar than those with less education

8% of residents in Brunswick and surrounding towns have participated in any planning activities or communicated their views during the past year.

Q3 - Have you participated in any of these activities during the past year, or otherwise communicated your views on Base redevelopment to local officials?



Comments:

During the past year the Authority has held public workshops, visioning sessions, and arranged for visits to the Base.

Brunswick Residents:

Eight percent of Brunswick residents indicate that they have participated in these activities related to the redevelopment planning process or had otherwise communicated their views about the Base redevelopment to local officials.

Residents from Surrounding Towns:

Eight percent of residents in surrounding towns indicate that they have participated in these activities related to the redevelopment planning process or had otherwise communicated their views about the Base redevelopment to local officials.

Significant Differences:

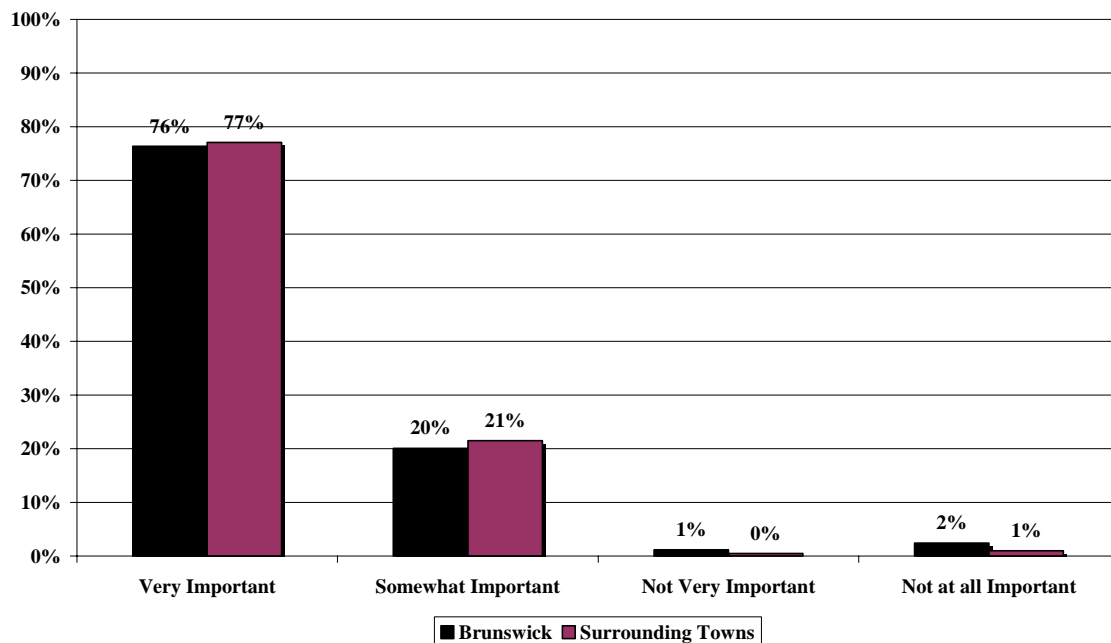
- College graduates more likely to participate than those with less education

Part II. The importance of potential future uses for the Base

76% of Brunswick residents indicate it is very important to use the land to bring new jobs into the area.

77% of residents in surrounding towns indicate it is very important to use the land to bring new jobs into the area.

Q4 - In general how important is it that some of the land is used in bringing new jobs into the area.



Comments:

Brunswick Residents:

Seventy-six percent of Brunswick residents indicate it is very important to use some of the land on the Base to bring new jobs into the area. Twenty percent of Brunswick residents indicate it is somewhat important to use some of the land on the Base to bring new jobs into the area. Only 1% of Brunswick residents indicate it is not very important and only 2% indicate it is not at all important to use some of the land on the Base to bring new jobs into the area.

Residents from Surrounding Towns:

Seventy-seven percent of residents from surrounding towns indicate it is very important to use some of the land on the Base to bring new jobs into the area. Twenty-one percent of residents from surrounding towns indicate it is somewhat important to use some of the land on the Base to bring new jobs into the area. Only 1% of indicate it is not at all important to use some of the land on the Base to bring new jobs into the area.

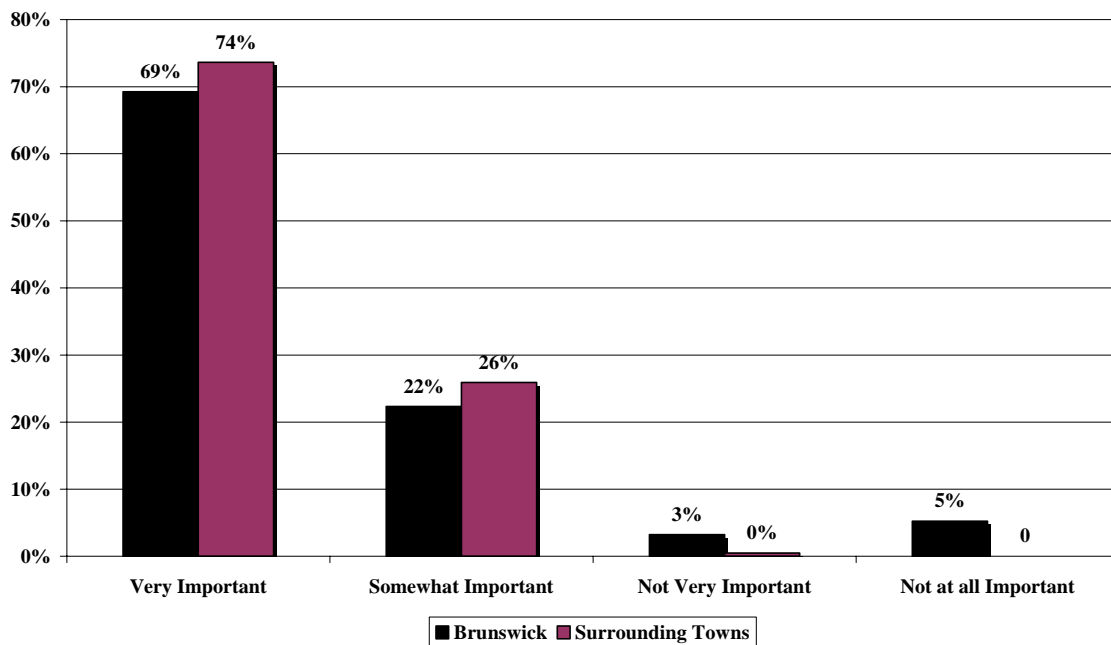
Significant Differences:

- Women think more important than men

69% of Brunswick residents indicate it is very important to use the land to bring new businesses into the area.

74% of residents in surrounding towns indicate it is very important to use the land to bring new businesses into the area.

Q5 - - In general how important is it that some of the land is used developing and bringing new businesses into the area.



Comments:

Brunswick Residents:

Sixty-nine percent of Brunswick residents indicate it is very important to use some of the land on the Base to bring new businesses into the area. Twenty-two percent of Brunswick residents indicate it is somewhat important to use some of the land on the Base to bring new businesses into the area. Only 3% of Brunswick residents indicate it is not very important and 5% indicate it is not at all important to use some of the land on the Base to bring new businesses into the area.

Residents from Surrounding Towns:

Seventy-four percent of residents from surrounding towns indicate it is very important to use some of the land on the Base to bring new businesses into the area. Twenty-six percent of residents from surrounding towns indicate it is somewhat important to use some of the land on the Base to bring new businesses into the area.

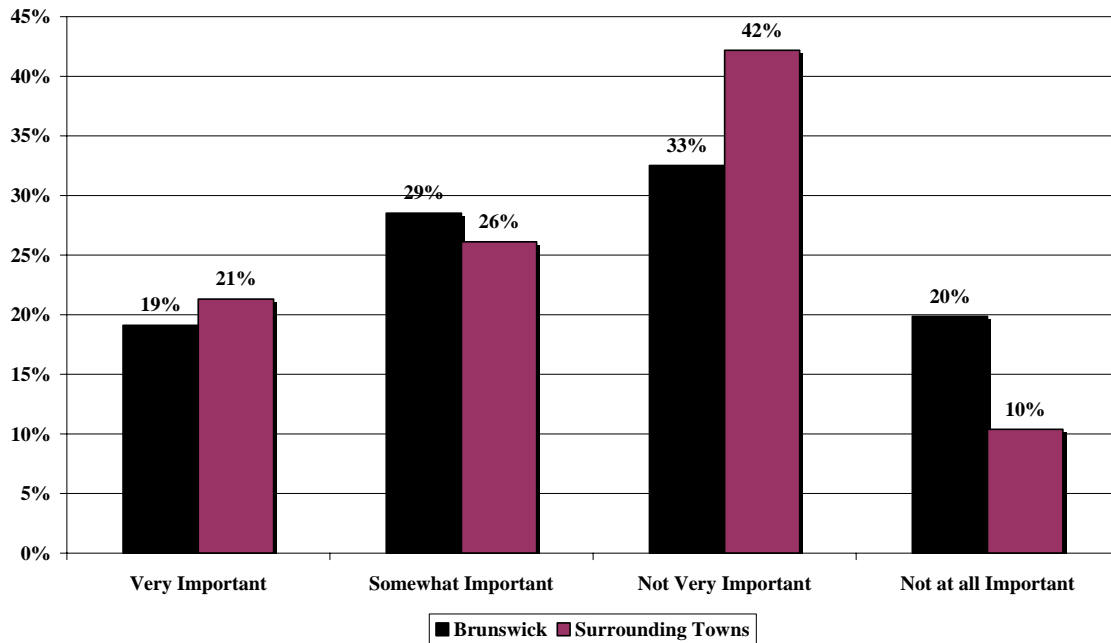
Significant Differences:

- Brunswick residents think less important than surrounding areas
- 18 to 34 year olds think less important than older respondents
- Women think more important than men

Only 19% of Brunswick residents indicate it is very important to use the land for new housing and 29% indicate this use is somewhat important.

Only 21% of residents in surrounding towns indicate it is very important to use the land for new housing and 26% indicate this use is somewhat important.

Q6 - In general how important is it that some of the land is used developing and adding new housing to the area.



Comments:

Brunswick Residents:

Nineteen percent of Brunswick residents indicate it is very important to use some of the land on the Base for adding new housing in the area. Twenty-nine percent of Brunswick residents indicate it is somewhat important to use some of the land on the Base for new housing. Thirty-three percent of Brunswick residents indicate it is not very important and 20% indicate it is not at all important to use some of the land on the Base for adding new housing to the area.

Residents from Surrounding Towns:

Twenty-one percent of residents in surrounding towns indicate it is very important to use some of the land on the Base for adding new housing in the area. Twenty-six percent of residents in surrounding towns indicate it is somewhat important to use some of the land on the Base for new housing. Forty-two percent of residents in surrounding towns indicate it is not very important and 10% indicate it is not at all important to use some of the land on the Base for adding new housing to the area.

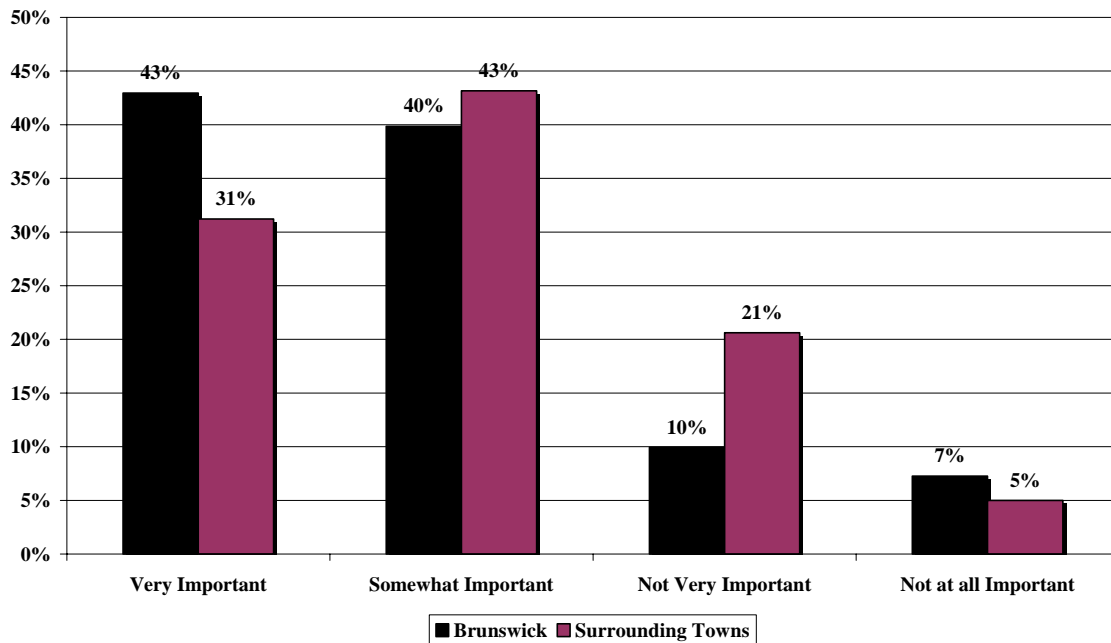
Significant Differences:

- College graduates think less important than those with less education

43% of Brunswick residents indicate it is very important to use the land for active recreational purposes and 40% indicate this use is somewhat important.

Only 31% of residents in surrounding towns indicate it is very important to use the land for active recreational purposes and 43% indicate this use is somewhat important.

Q7 - In general how important is it that some of the land is developed for active recreational uses.



Comments:

Brunswick Residents:

Forty-three percent of Brunswick residents indicate it is very important to use some of the land on the Base for active recreational purposes. Forty percent of Brunswick residents indicate it is somewhat important to use some of the land on the Base for active recreational purposes. Only 10% percent of Brunswick residents indicate it is not very important and 7% indicate it is not at all important to use some of the land on the Base for active recreational purposes.

Residents from Surrounding Towns:

Thirty-one percent of residents in surrounding towns indicate it is very important to use some of the land on the Base for active recreational purposes. Forty-three percent of residents in surrounding towns indicate it is somewhat important to use some of the land on the Base for active recreational purposes. Only 21% of residents in surrounding towns indicate it is not very important and 5% indicate it is not at all important to use some of the land on the Base for active recreational purposes.

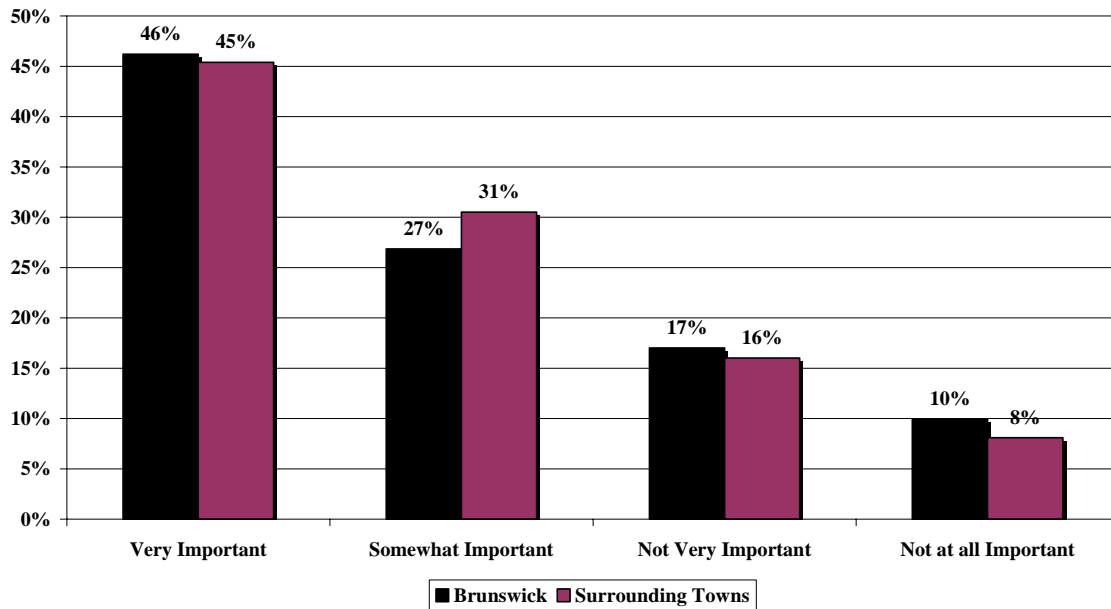
Significant Differences:

- Those who work or provide services at the Base think more important than those who do not work or provide services at the Base

46% of Brunswick residents indicate it is very important to use the land for land conservation and 27% indicate this use is somewhat important.

45% of residents in surrounding towns indicate it is very important to use the land for land conservation and 31% indicate this use is somewhat important.

Q8 - In general how important is it that some of the land is used for land conservation, wildlife habitat, and passive recreational uses such as hiking trails



Comments:

Brunswick Residents:

Forty-six percent of Brunswick residents indicate it is very important to use some of the land on the Base for land conservation, wildlife habitat and passive recreational uses. Twenty-seven percent of Brunswick residents indicate it is somewhat important to use some of the land on the Base for land conservation, wildlife habitat and passive recreational uses. Only 17% percent of Brunswick residents indicate it is not very important and only 10% indicate it is not at all important to use some of the land on the Base for land conservation, wildlife habitat and passive recreational uses.

Residents from Surrounding Towns:

Forty-five percent of residents in surrounding towns indicate it is very important to use some of the land on the Base for land conservation, wildlife habitat and passive recreational uses. Thirty-one percent of residents in surrounding towns indicate it is somewhat important to use some of the land on the Base for land conservation, wildlife habitat and passive recreational uses. Only 16% of residents in surrounding towns indicate it is not very important and 8% indicate it is not at all important to use some of the land on the Base for land conservation, wildlife habitat and passive recreational uses.

Significant Differences:

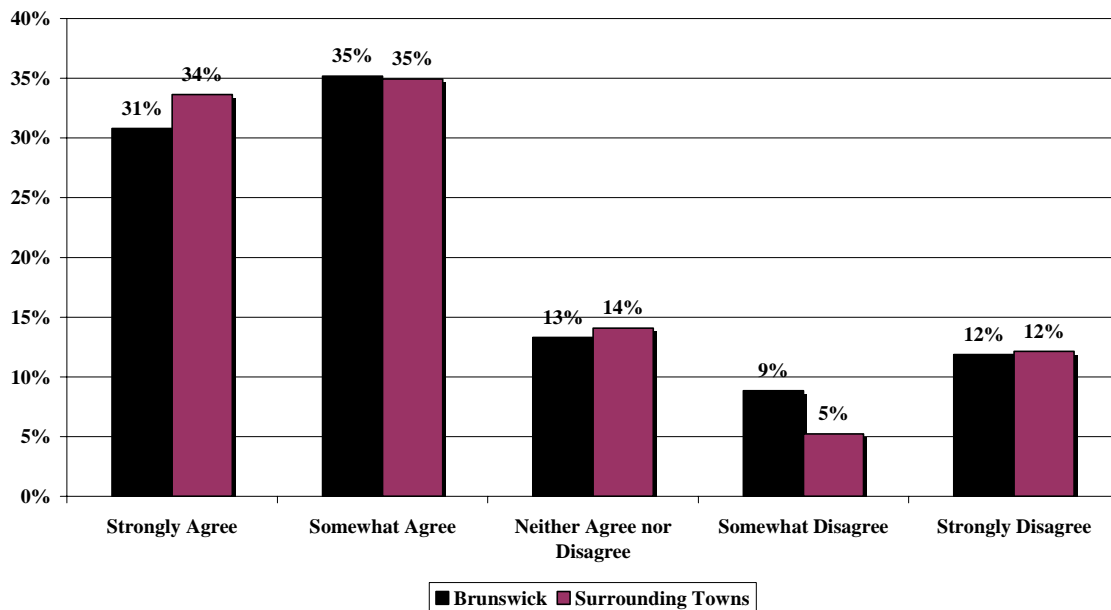
- 18 to 34 year olds think less important than older respondents
- Women think more important than men

Part III. Potential business uses for the Base

66% of Brunswick residents support using the Base as an economic engine for the larger region.

69% of residents in surrounding towns support using the Base as an economic engine for the larger region.

Q16 - I would like you to think about the possible business uses for the closed base. Do you agree or disagree that the redevelopment of the Base should be used to develop an economic engine for the larger region?



Comments:

Brunswick Residents:

Two-thirds of Brunswick residents agree that the Base should be used to develop an economic engine for the larger Brunswick region. Thirty-one percent of Brunswick residents strongly agree and 35% somewhat agree that the Base should be used as an economic engine for the larger region. Only 21% of Brunswick residents disagree that the Base should be used as an economic region for the region (9% somewhat disagree and 12% strongly disagree). Thirteen percent of Brunswick residents are neutral.

Residents from Surrounding Towns:

Over two-thirds of residents in surrounding towns also agree that the Base should be used to develop an economic engine for the larger Brunswick region. Thirty-four percent of residents in surrounding towns strongly agree and 35% somewhat agree that the Base should be used as an economic engine for the larger region. Only 17% of residents in surrounding towns disagree that the Base should be used as an economic region for the region (5% somewhat disagree and 12% strongly disagree). Fourteen percent of residents in surrounding towns are neutral.

Significant Differences:

- 18 to 34 year olds less agreement than older respondents
- In general, longer a resident lives in the area the more agreement

Residents have varied opinions on the types of businesses they would like to see.

Q17 - I would like you to think about the future of the property at the Brunswick Naval Air Station and possible business uses for this land. In the future, what types of businesses would you like to see located at this redeveloped property?

	Brunswick	Surrounding Towns
FedEx/UPS type business	15%	7%
Aviation related/ Airport (non-specific)	12%	10%
Manufacturing	8%	15%
Environmentally friendly business/ industry	8%	4%
Commercial airport/ Airfield	5%	15%
Recreational-type business	5%	3%
School/ College/ University	4%	13%
Any business that brings good/decent paying jobs	4%	4%
High Tech/ Technical Jobs	3%	4%
Airplane/ Aviation repair/ Maintenance	3%	
Retail Stores	2%	2%
Small Business	2%	5%
Service type business	2%	
YMCA/YWCA	1%	
Garden	1%	2%
Bowdoin College	1%	
Private Airport	1%	3%
Other	15%	10%
None	9%	3%

Comments:

Brunswick Residents:

When asked what types of businesses they would like to see in the future, 15% of Brunswick residents mention FedEx or UPS and 12% mention aviation related businesses. Eight percent of Brunswick residents mention manufacturing, 8% mention environmentally friendly businesses, 5% want a commercial airport, and 5% want the property to include recreational businesses, among others.

Residents from Surrounding Towns:

When asked what types of businesses they would like to see in the future, 15% of residents in surrounding towns mention manufacturing and 15% want a commercial airport. Thirteen percent of residents in surrounding towns would like to see a college or university on the Base. Ten percent would like to see aviation related businesses.

84% of Brunswick residents support using the Base for aircraft maintenance and repair businesses and 80% support using the Base for research and development.

77% of residents in the surrounding area support using the Base for aircraft maintenance and repair businesses and using the Base for research and development.

How strongly do you support using the redeveloped Base for the following businesses?

(percent saying strongly support or somewhat support)

	Brunswick	Surrounding Towns
Aircraft maintenance and repair	84%	77%
Research and development	80%	77%
Professional office uses	67%	68%
Information technology such as data or call centers	62%	59%
Business park	61%	61%
Manufacturing	62%	69%
Warehousing and distribution	59%	51%
Neighborhood or niche retail stores	50%	43%
Large scale retail stores	29%	28%
Performing arts or cultural center or other tourist destination	73%	59%
Conference or convention center	62%	63%
Hotels	53%	42%
Destination styled specialty and outlet retail shopping	34%	20%

Comments:

Brunswick Residents:

Eighty-four percent of Brunswick residents indicate that they strongly supports or somewhat supports using the Base for aircraft maintenance and repair businesses while 80% support using the Base for research and development businesses. A majority also support using the Base for professional offices (67%), information technology centers (62%), a business park (61%), manufacturing businesses (62%), and warehousing and distribution businesses (59%). Half (50%) support neighborhood or niche retail stores while support was weak for large scale retail stores (29%).

Tourism Related Businesses:

Almost three-quarters (73%) support a performing arts or cultural center or other tourist destination and a majority (62%) support a conference or convention center. About half (53%) support the addition of hotels on the redeveloped Base. Only about a third (34%) supported including destination styled specialty and outlet retail shopping centers.

Residents from Surrounding Towns:

Seventy-seven percent of residents in the surrounding area indicate that they strongly support or somewhat support using the Base for aircraft maintenance and repair businesses while 77% support using the Base for research and development businesses. A majority also supports using the Base for manufacturing (69%), professional offices (68%), a business park (61%), and information technology centers (59%). About half (51%) support warehousing and distribution businesses. Support was relatively weak for neighborhood or niche retail stores (43%) while, similar to Brunswick residents, support was very weak for large scale retail stores (28%).

Tourism Related Businesses:

Sixty-three percent support a conference or convention center, while a little over half (59%) support a performing arts or cultural center or other tourist destination and a majority. Support was relatively weak for the addition of hotels on the redeveloped Base (42%) and very weak for including destination styled specialty and outlet retail shopping centers (20%).

Significant Differences:

- Brunswick residents are more supportive of the following than residents of surrounding area:
 - a performing arts or cultural center or other tourist destination
 - a destination styled specialty and outlet retail shopping

- 35 year olds and older are more supportive of the following than 18 to 34 year olds:
 - research and development
 - warehousing and distribution
 - professional offices
 - manufacturing
 - business park
 - conference or convention center

- 18 to 34 year olds more supportive of large scale retail stores than older respondents

- Men are more supportive of the following than women:
 - warehousing and distribution
 - manufacturing
 - aircraft maintenance and repair

- Women are more supportive of the following than men:
 - neighborhood or niche retail stores
 - a performing arts or cultural center or other tourist destination

- As income increases support for the following increases:
 - research and development
 - a conference or convention center

- College graduates more supportive of the following compared to those with less education:
 - research and development
 - a business park
 - a performing arts or cultural center or other tourist destination

- Those with at least some college work more supportive of professional offices than those with less education

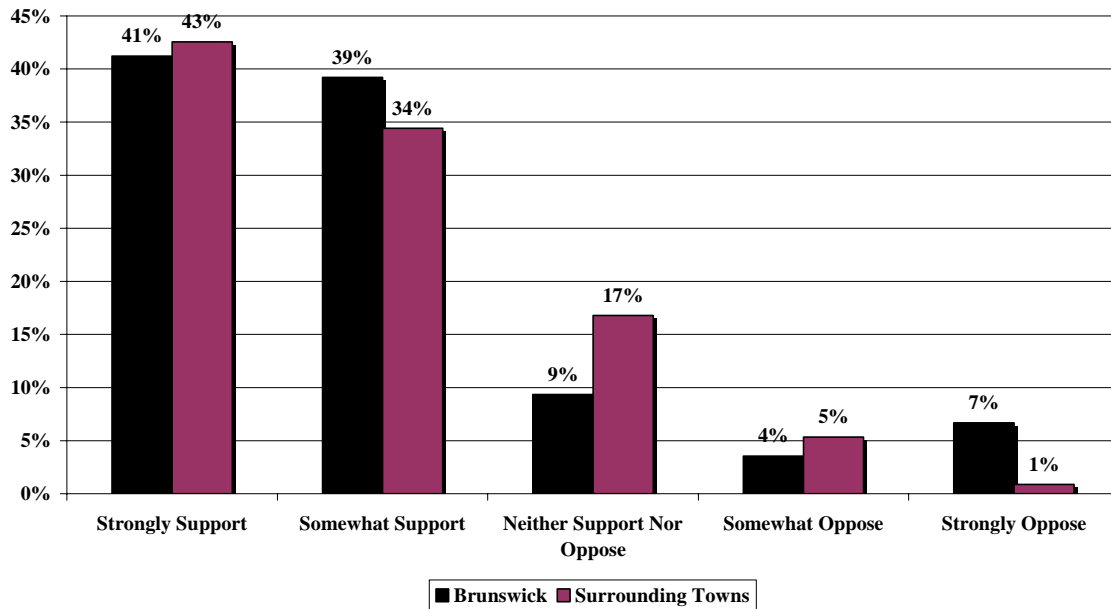
- As education increases support for the following increases:
 - information technology centers
 - a conference or convention center

- Those who work or provide services at the Base more supportive of the following compared to those who do not work or provide services at the Base:
 - warehousing and distribution
 - aircraft maintenance and repair businesses
 - large scale retail stores

80% of Brunswick residents support locating research and development businesses on the Base. 11% oppose such businesses.

77% of residents in surrounding towns support locating research and development businesses on the Base. 6% oppose such businesses.

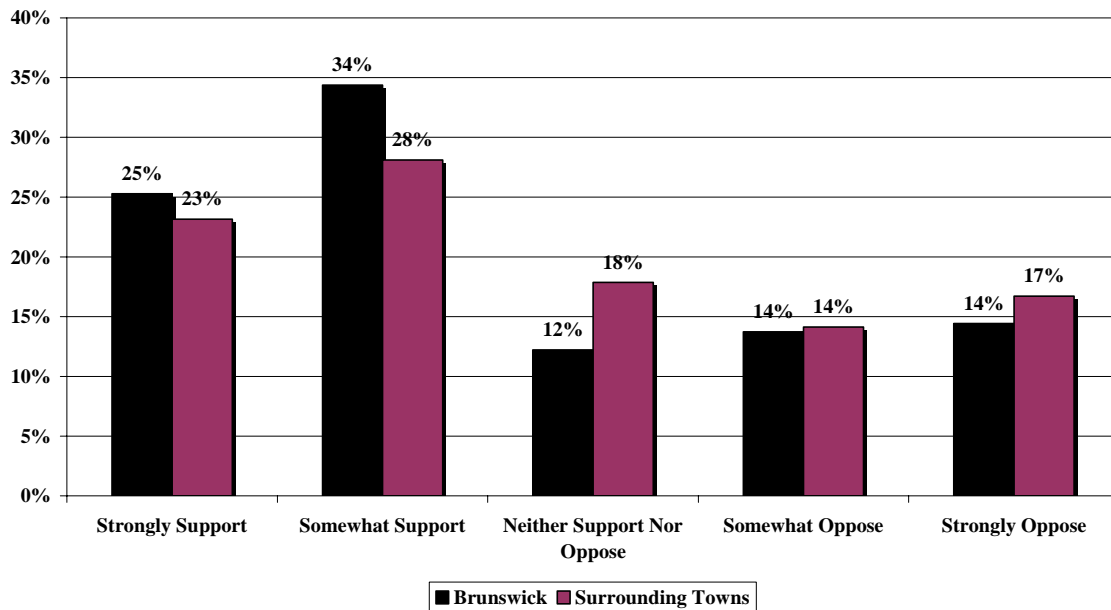
Q18 - Research and development (Would you strongly support such businesses, somewhat support, neither support nor oppose, somewhat oppose, strongly oppose this type of use).



59% of Brunswick residents support locating warehousing and distribution businesses on the Base. 28% oppose such businesses.

51% of residents in surrounding towns support locating warehousing and distribution businesses on the Base. 31% oppose such businesses.

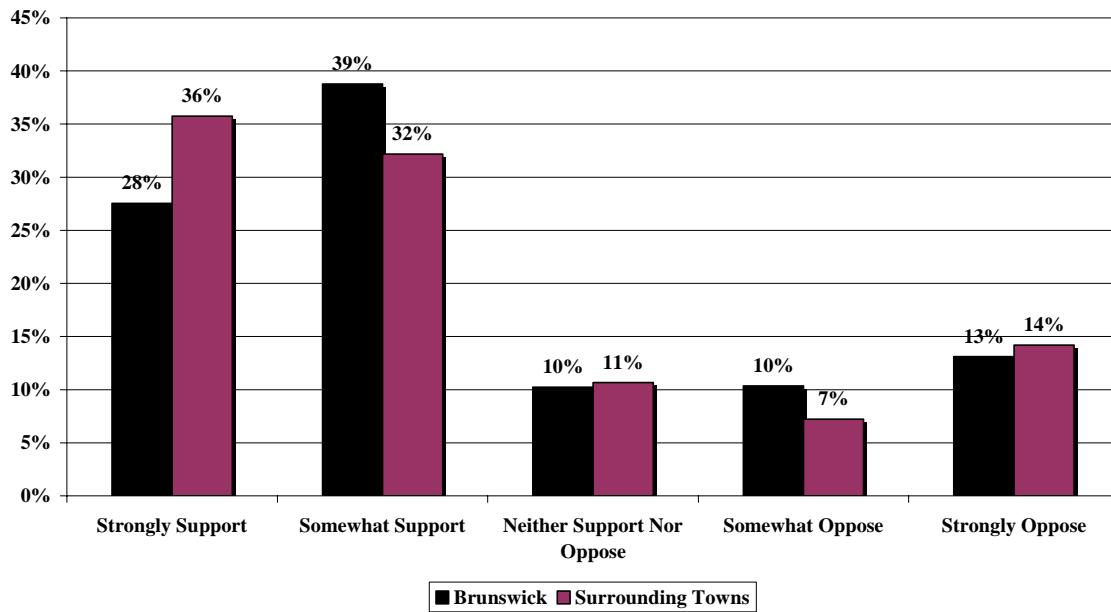
Q19 - Warehousing and distribution (Would you strongly support such businesses, somewhat support, neither support nor oppose, somewhat oppose, strongly oppose this type of use).



67% of Brunswick residents support locating professional offices on the Base. 23% oppose such businesses.

68% of residents in surrounding towns support locating professional offices on the Base. 21% oppose such businesses.

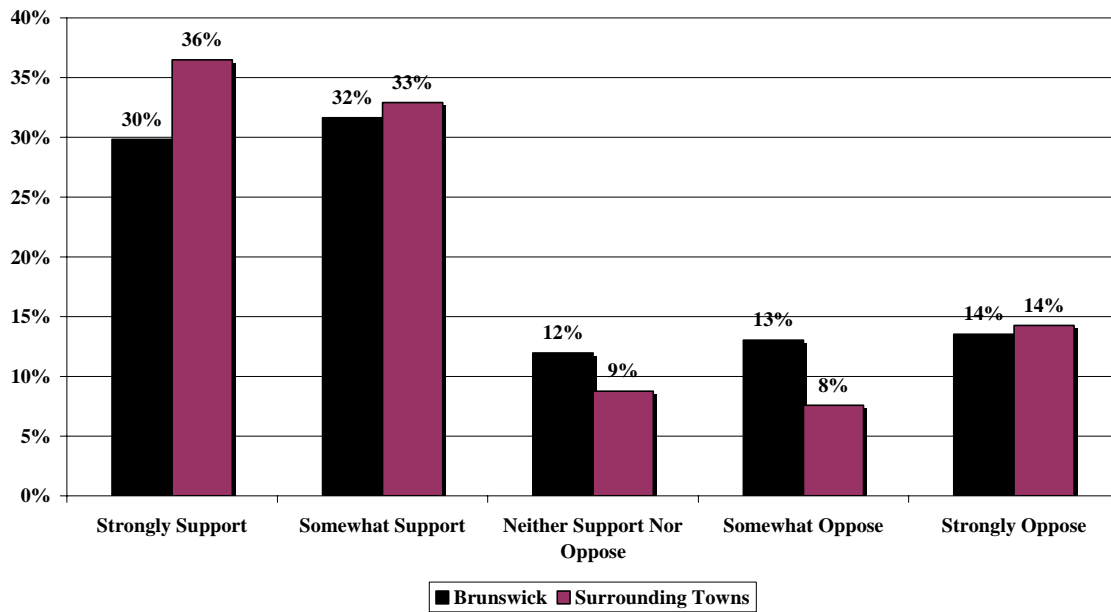
Q20 - Professional office uses (Would you strongly support such businesses, somewhat support, neither support nor oppose, somewhat oppose, strongly oppose this type of use).



62% of Brunswick residents support locating manufacturing on the Base. 27% oppose such businesses.

69% of residents in surrounding towns support locating manufacturing on the Base. 22% oppose such businesses.

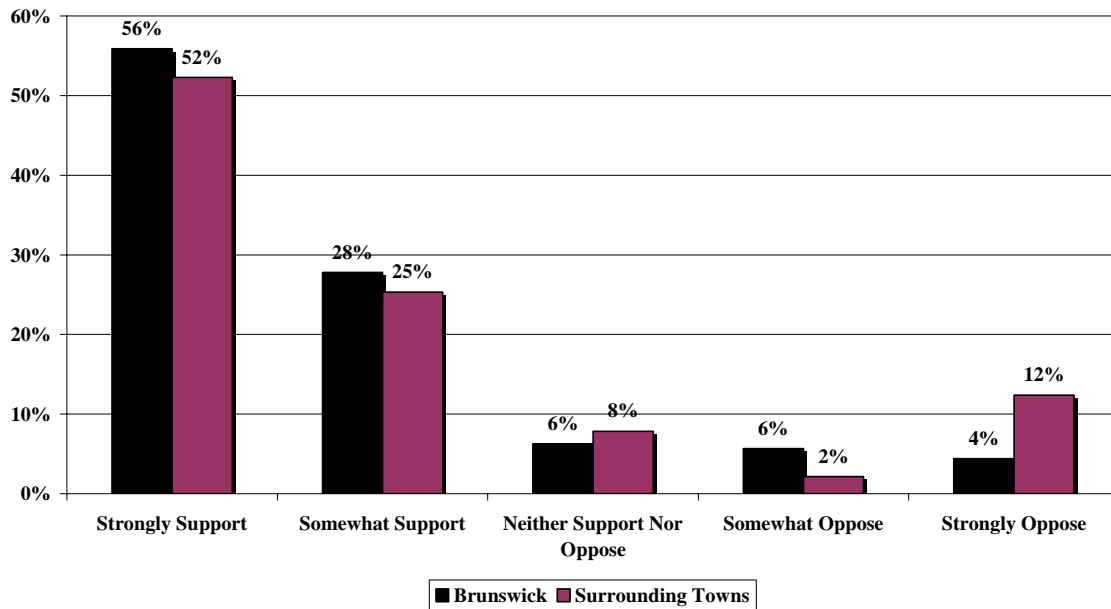
Q21 - Manufacturing (Would you strongly support such businesses, somewhat support, neither support nor oppose, somewhat oppose, strongly oppose this type of use).



84% of Brunswick residents support locating aircraft maintenance and repair businesses on the Base. 10% oppose such businesses.

77% of residents in surrounding towns support locating aircraft maintenance and repair businesses on the Base. 14% oppose such businesses.

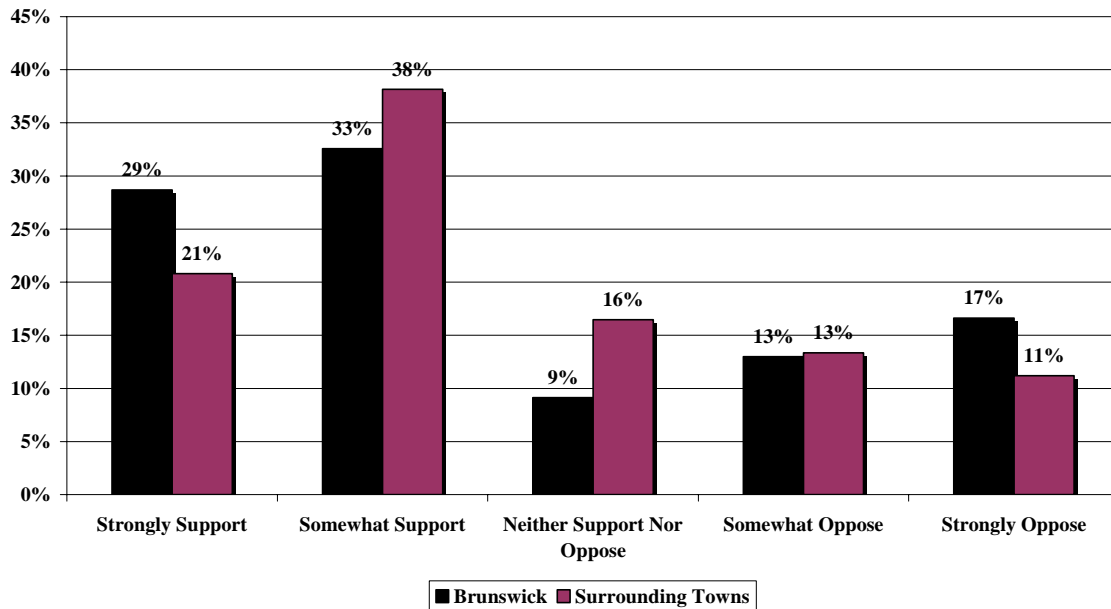
Q22 - Aircraft maintenance and repair (Would you strongly support such businesses, somewhat support, neither support nor oppose, somewhat oppose, strongly oppose this type of use).



62% of Brunswick residents support locating information technology businesses such as data or call centers on the Base. 30% oppose such businesses.

59% of residents in surrounding towns support locating information technology businesses such as data or call centers on the Base. 24% oppose such businesses.

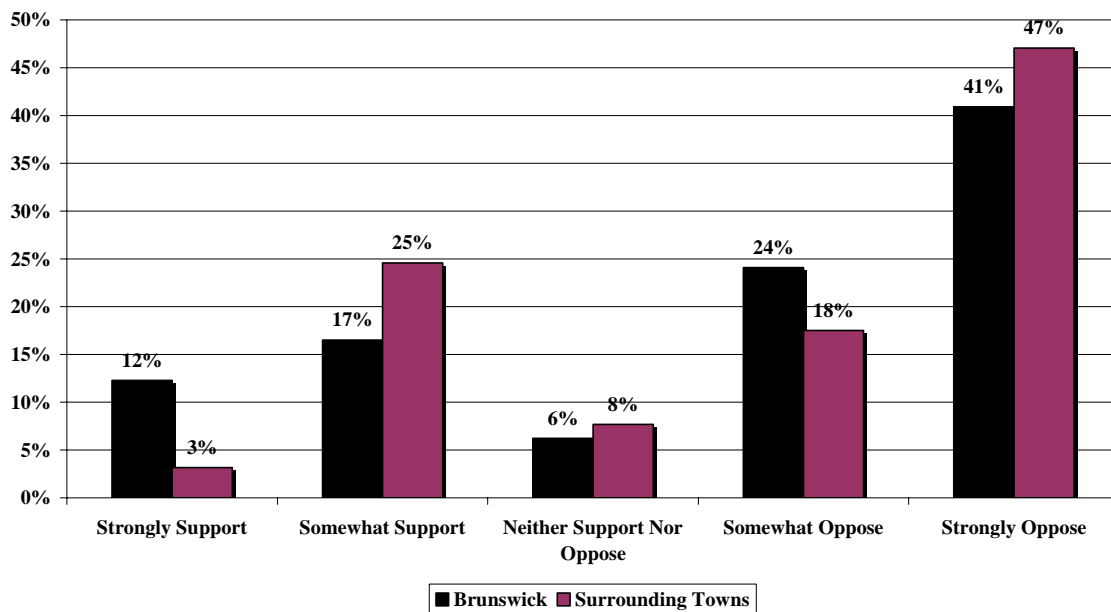
Q23 - Information technology such as data or call centers (Would you strongly support such businesses, somewhat support, neither support nor oppose, somewhat oppose, strongly oppose this type of use).



Only 29% of Brunswick residents support locating large scale retail stores on the Base. 65% oppose such businesses.

Only 28% of residents in surrounding towns support locating large scale retail stores on the Base. 65% oppose such businesses.

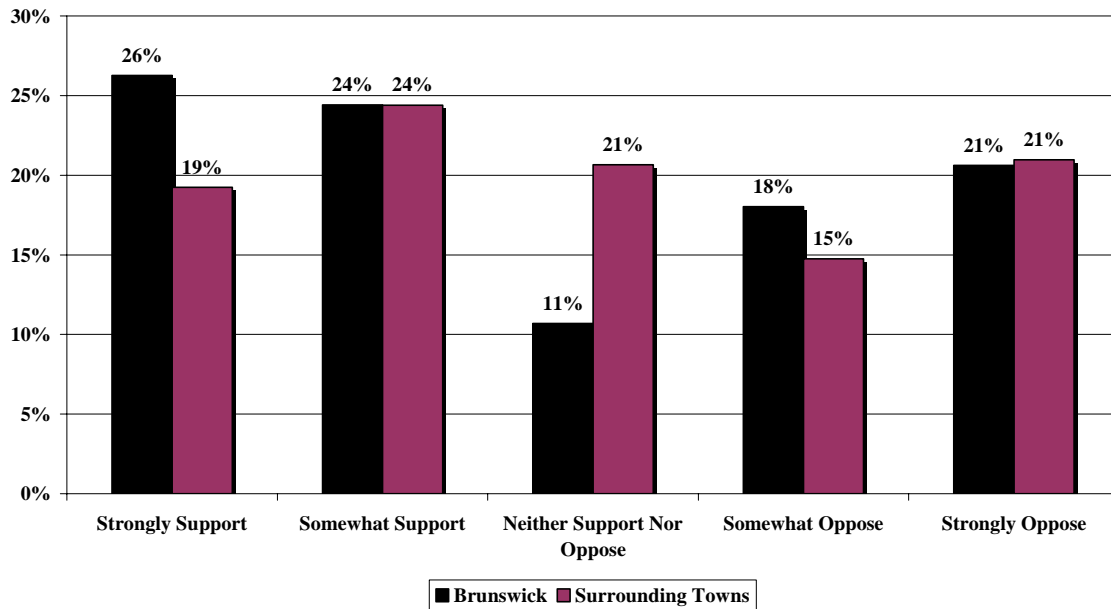
Q24 - Large scale retail stores (Would you strongly support such businesses, somewhat support, neither support nor oppose, somewhat oppose, strongly oppose this type of use).



50% of Brunswick residents support locating neighborhood or niche retail stores on the Base. 39% oppose such businesses.

Only 43% of residents in surrounding towns support locating neighborhood or niche retail stores on the Base. 36% oppose such businesses.

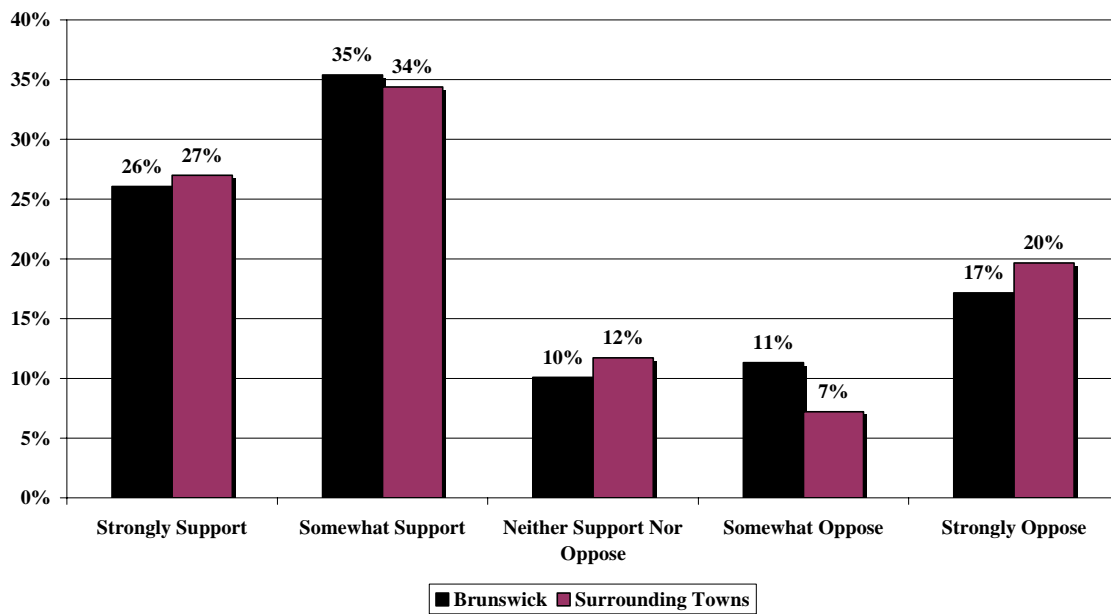
Q25 - Neighborhood or niche retail stores (Would you strongly support such businesses, somewhat support, neither support nor oppose, somewhat oppose, strongly oppose this type of use).



61% of Brunswick residents support locating a business park on the Base. 28% oppose a business park.

61% of residents in surrounding towns support locating a business park on the Base. 27% oppose a business park.

Q26 - A business park (Would you strongly support such businesses, somewhat support, neither support nor oppose, somewhat oppose, strongly oppose this type of use).

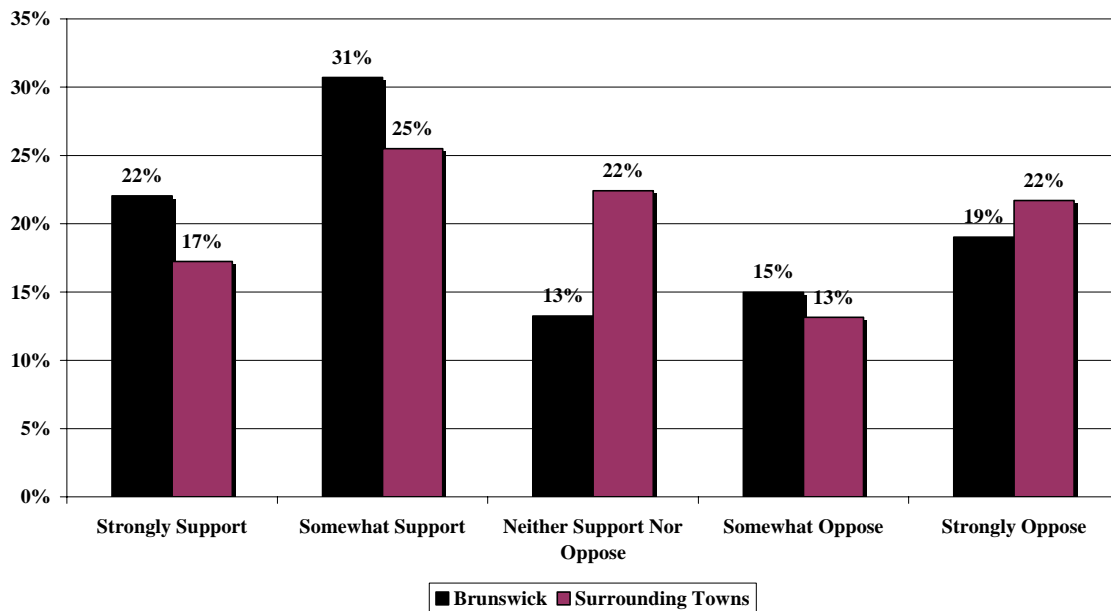


Tourism Related Businesses

53% of Brunswick residents support locating hotels on the Base. 34% oppose such businesses.

Only 42% of residents in surrounding towns support locating hotels on the Base. 35% oppose such businesses.

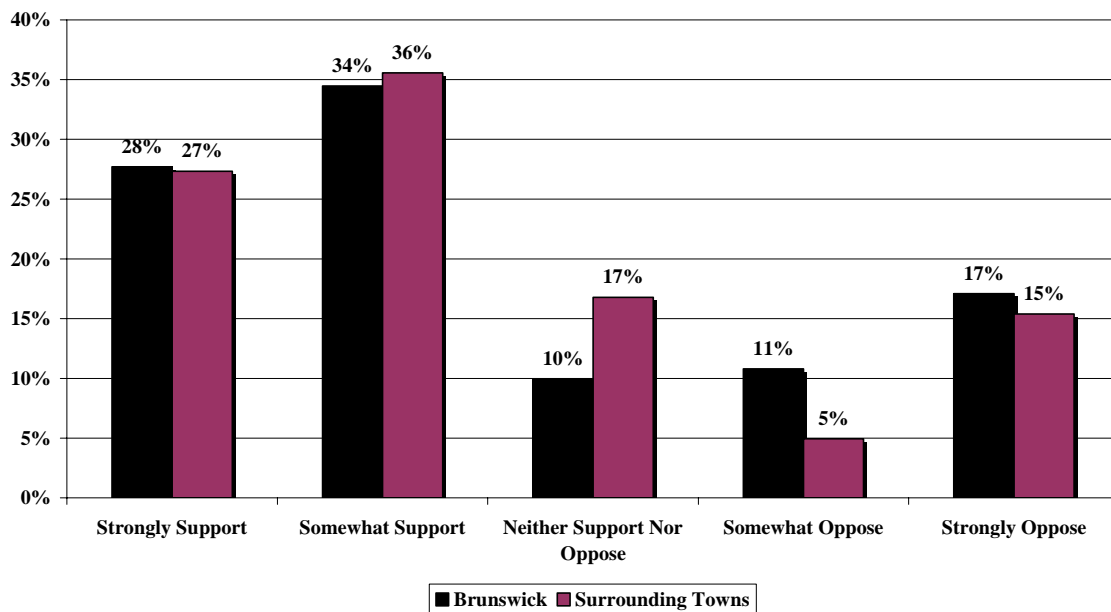
Q27 - Hotels (Would you strongly support such businesses, somewhat support, neither support nor oppose, somewhat oppose, strongly oppose this type of use).



62% of Brunswick residents support locating a conference or convention center on the Base. 28% oppose such a center.

63% of residents in surrounding towns support locating a conference or convention center on the Base. 20% oppose such a center.

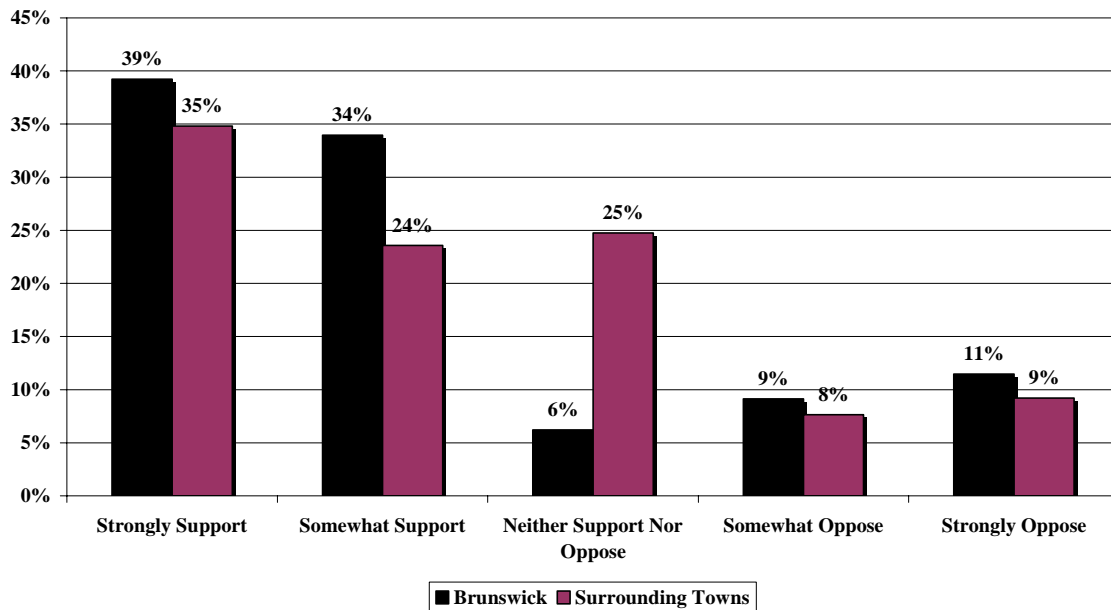
Q28 - A conference or convention center (Would you strongly support such businesses, somewhat support, neither support nor oppose, somewhat oppose, strongly oppose this type of use).



73% of Brunswick residents support locating a performing arts or cultural center on the Base. 20% oppose such a center.

59% of residents in surrounding towns support locating a performing arts or cultural center on the Base. 17% oppose such a center.

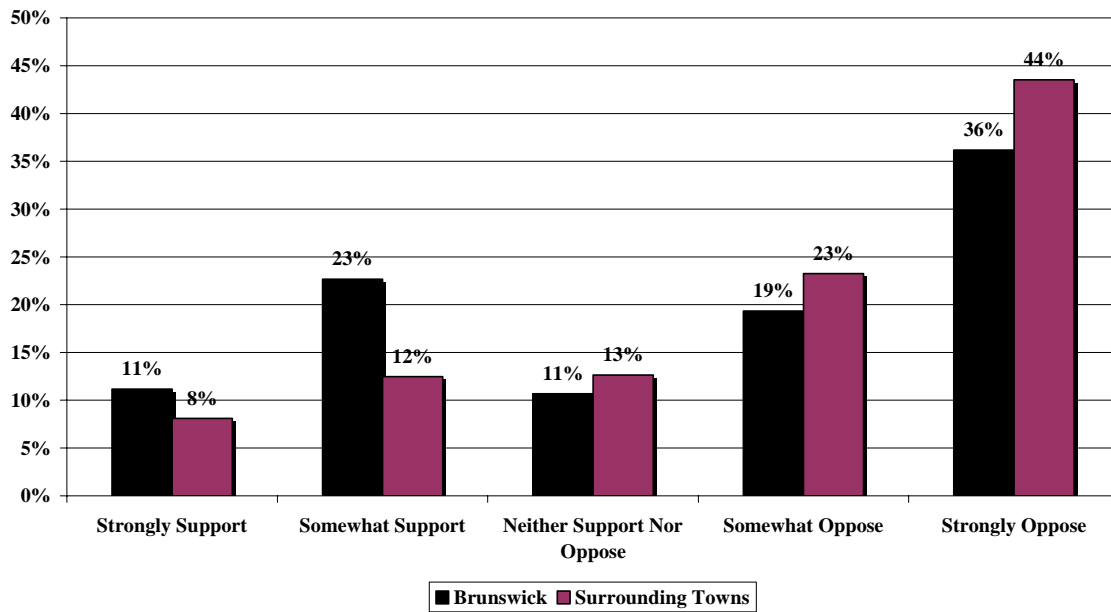
Q29 - A performing arts or cultural center or other tourist destination (Would you strongly support such businesses, somewhat support, neither support nor oppose, somewhat oppose, strongly oppose this type of use).



Only 34% of Brunswick residents support locating specialty and outlet retail shopping on the Base. 55% oppose such businesses.

Only 20% of residents in surrounding towns support locating specialty and outlet retail shopping on the Base. 67% oppose such businesses.

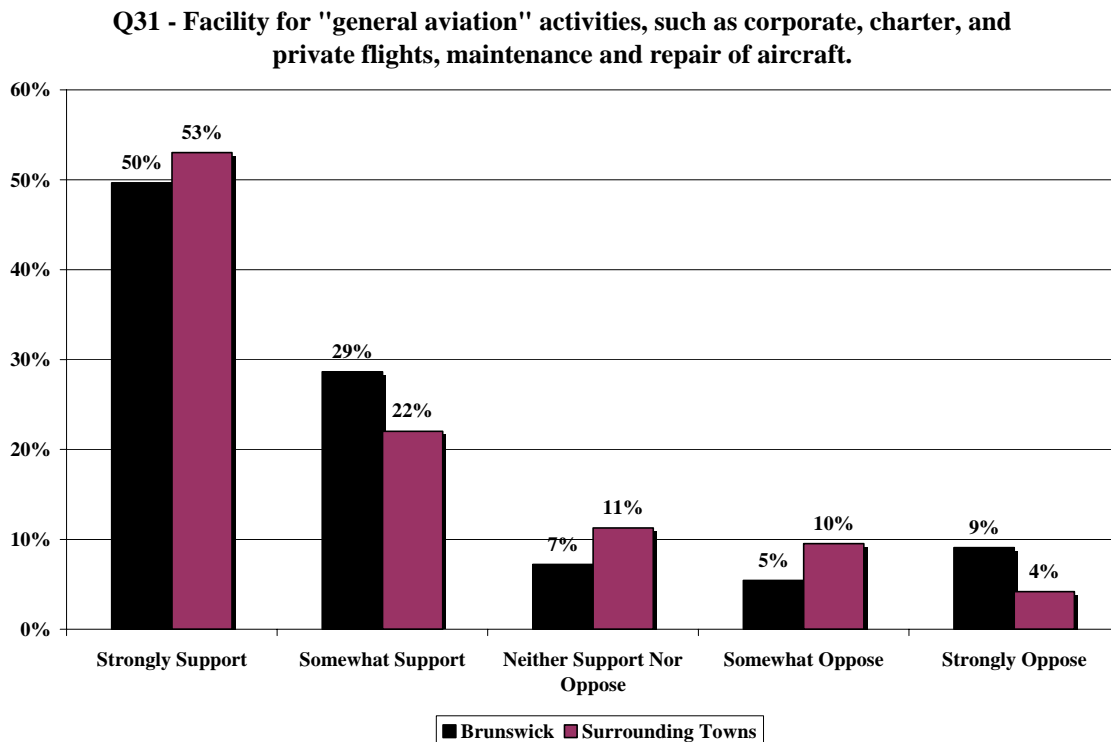
Q30 - Destination styled specialty and outlet retail shopping (Would you strongly support such businesses, somewhat support, neither support nor oppose, somewhat oppose, strongly oppose this type of use).



Aviation Uses

79% of Brunswick residents support a facility for general aviation on the Base. 14% oppose a facility.

75% of residents in surrounding towns support a facility for general aviation on the Base. 14% oppose a facility.



Comments:

Brunswick Residents:

Over three quarters of Brunswick residents support the development of a general aviation facility on the Base. Fifty percent of Brunswick residents would strongly support general aviation activities and 29% would somewhat support general aviation activities. Only 14% of Brunswick residents oppose the use of the Base for general aviation activities (9% strongly opposing and 5% somewhat opposing). Seven percent of Brunswick residents are neutral on this use.

Residents from Surrounding Towns:

Three quarters of residents in surrounding towns support the development of a general aviation facility on the Base. Fifty-three percent of residents in surrounding towns would strongly support general aviation activities and 22% would somewhat support general aviation activities. Only 14% of residents in surrounding towns oppose the use of the Base for general aviation activities (4% strongly opposing and 10% somewhat opposing). Eleven percent of residents in surrounding towns are neutral on this use.

Significant Differences:

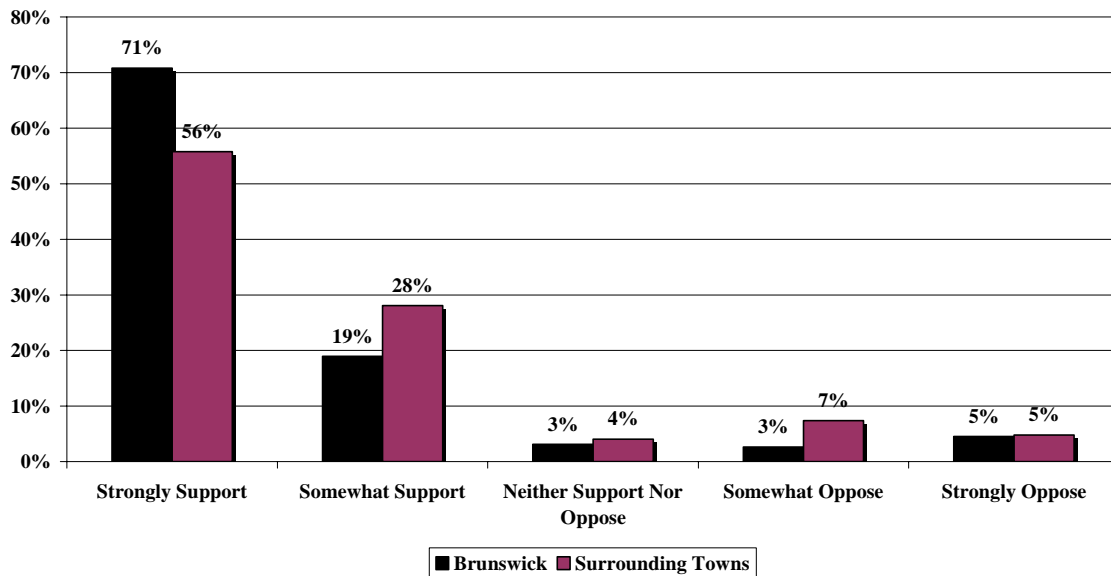
- Men more supportive of a facility for general aviation activities than women
- Those who work or provide services at the Base more supportive of a facility for general aviation activities than those who do not work or provide services at the Base

Educational Uses

90% of Brunswick residents support locating an educational campus on the Base. 8% oppose a campus.

84% of residents in surrounding towns support locating an educational campus on the Base. 12% oppose a campus.

Q32 - Would you support or oppose an educational campus (a place with community college, university branch, other educational institutions where young people might continue their education, workers get retraining, and seniors take enrichment courses).



Comments:

Brunswick Residents:

Nine in ten Brunswick residents support the development of an educational campus on the Base. Seventy-one percent of Brunswick residents would strongly support an educational campus and 19% would somewhat support an educational campus. Only 8% of Brunswick residents oppose the development of an educational campus on the Base (5% strongly opposing and 3% somewhat opposing). Three percent of Brunswick residents are neutral on this use.

Residents from Surrounding Towns:

Eight in ten residents in surrounding towns support the development of an educational campus on the Base. Fifty-six percent of residents in surrounding towns would strongly support an educational campus and 28% would somewhat support an educational campus. Only 12% of residents in surrounding towns oppose the development of an educational campus on the Base (5% strongly opposing and 7% somewhat opposing). Four percent of residents in surrounding towns are neutral on this use.

Significant Differences:

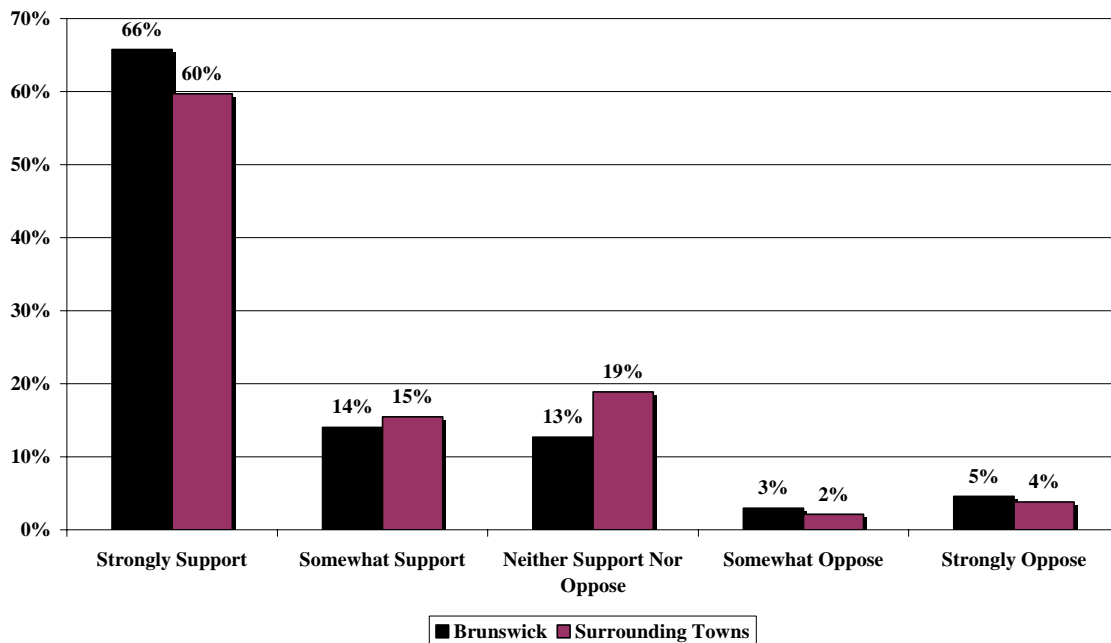
- There were no significant demographic differences

Commissary

80% of Brunswick residents support keeping the commissary open, while only 8% oppose keeping the commissary open.

75% of residents in surrounding towns support keeping the commissary open, while only 6% oppose keeping the commissary open.

Q33 - How do you feel about keeping a commissary open at a location either in Topsham or Brunswick?



Comments:

Brunswick Residents:

Eight in ten Brunswick residents support keeping a commissary open in either Topsham or Brunswick. Sixty-six percent of Brunswick residents would strongly support keeping a commissary open and 14% would somewhat support keeping a commissary open. Only 8% of Brunswick residents oppose keeping a commissary open in either Topsham or Brunswick (5% strongly opposing and 3% somewhat opposing). Thirteen percent of Brunswick residents are neutral on keeping the commissary open.

Residents from Surrounding Towns:

Three quarters of residents in surrounding towns support keeping a commissary open in either Topsham or Brunswick. Sixty percent of residents in surrounding towns would strongly support keeping a commissary open and 15% would somewhat support keeping a commissary open. Only 6% residents in surrounding towns oppose keeping a commissary open in either Topsham or Brunswick (4% strongly opposing and 2% somewhat opposing). Nineteen percent of residents in surrounding towns are neutral on keeping the commissary open.

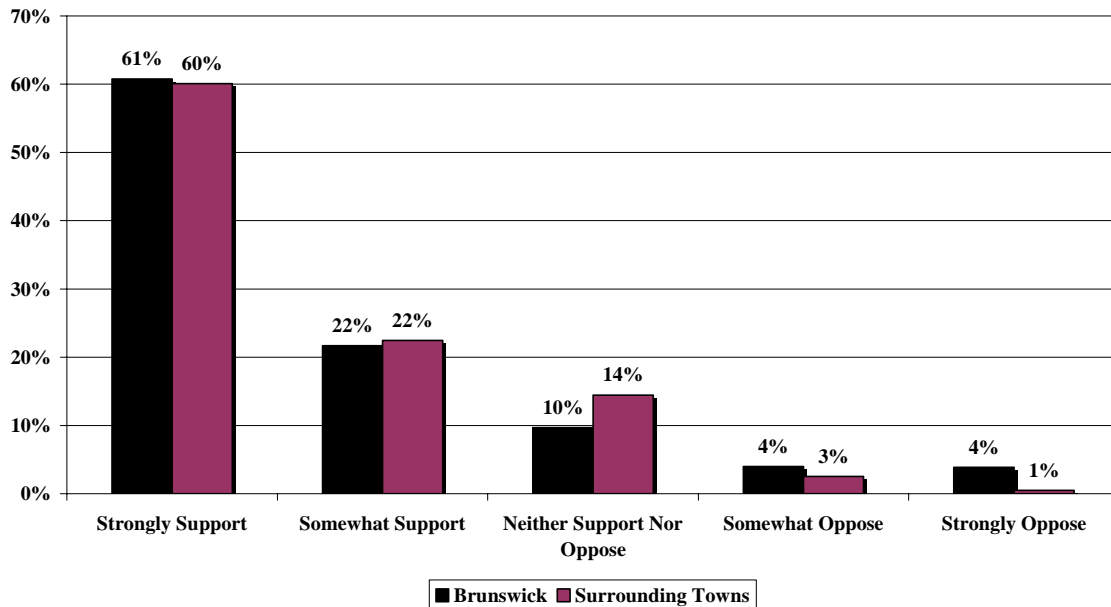
Significant Differences:

- 18 to 34 year olds more supportive than older respondents
- As education increases support decreases

83% of Brunswick residents support creating a cluster of veteran’s related services on the Base while only 8% oppose creating such services.

82% of residents in surrounding towns support creating a cluster of veteran’s related services on the Base while only 4% oppose creating such services.

Q34 - Would you support or oppose creating a cluster of veteran's related services on the Base in addition to a Commissary, with such services as benefits counseling, recreation, and housing?



Comments:

Brunswick Residents:

Over eight in ten Brunswick residents support creating a cluster of veteran’s related services on the Base. Sixty-one percent of Brunswick residents would strongly support creating a cluster of veteran’s related services on the Base and 22% would somewhat support creating such veteran’s services. Only 8% of Brunswick residents oppose creating veteran’s related services on the Base (4% strongly opposing and 4% somewhat opposing). Ten percent of Brunswick residents are neutral on this issue.

Residents from Surrounding Towns:

Over eight in ten residents from surrounding towns support creating a cluster of veteran's related services on the Base. Sixty percent of residents from surrounding towns would strongly support creating a cluster of veteran's related services on the Base and 22% would somewhat support creating such veteran's services. Only 4% of residents from surrounding towns oppose creating veteran's related services on the Base (1% strongly opposing and 3% somewhat opposing). Fourteen percent of residents from surrounding towns are neutral on this issue.

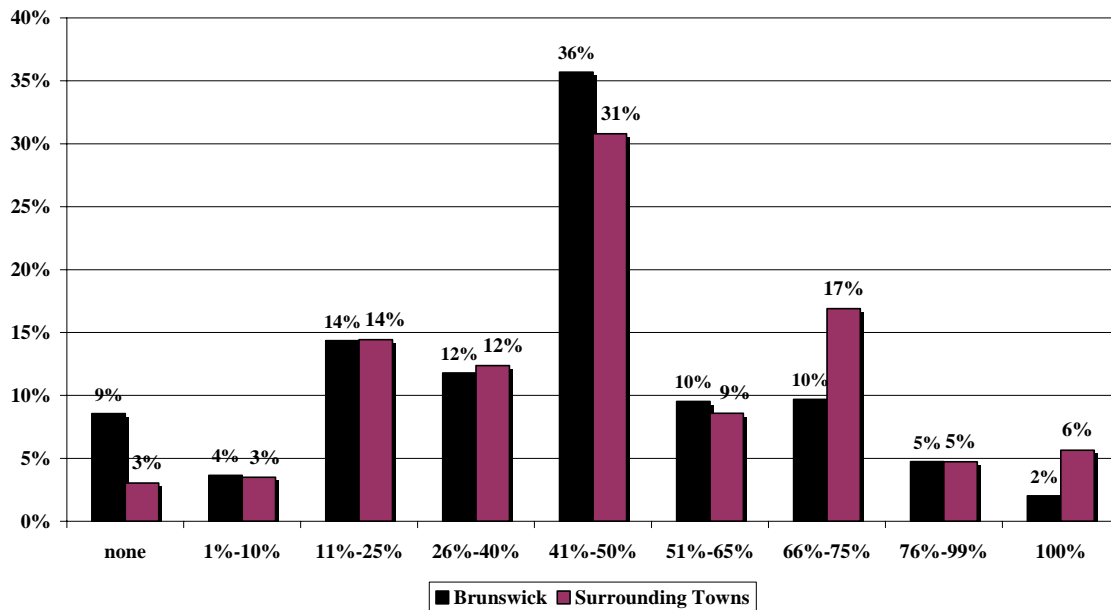
Significant Differences:

- 18 to 34 year olds more supportive than older respondents
- College graduates less supportive than those with less education

On average, Brunswick residents think that 44% of the land should be used for residential and commercial purposes.

On average, residents of surrounding towns think that 49% of the land should be used for residential and commercial purposes.

Q35 - In thinking about the long term future of the base, about what percent of the land do you think should be used for residential and commercial purposes, with buildings and roads?



Comments:

Brunswick Residents:

On average, Brunswick residents would like to see 44% of the Base used for residential and commercial purposes. Nine percent of Brunswick residents indicate they would like none of the Base used for residential and commercial purposes. Four percent of Brunswick residents indicate that from 1%-10% of the Base should be used for residential and commercial purposes, 14% indicate that between 11% and 25% should be used for residential and commercial purposes and 12% of Brunswick residents indicate that between 26% and 40% should be used for residential and commercial purposes. The largest percentage of Brunswick residents (36%) indicate that between 41% and 50% of the Base should be used for residential and commercial purposes. Twenty-seven percent of Brunswick residents indicate that more than half of the Base should be used for residential or commercial uses.

Residents from Surrounding Towns:

On average, residents from surrounding towns would like to see 49% of the Base used for residential and commercial purposes. Three percent of residents from surrounding towns indicate they would like none of the Base used for residential and commercial purposes. Three percent of residents from surrounding towns indicate that from 1%-10% of the Base should be used for residential and commercial purposes, 14% indicate that between 11% and 25% should be used for residential and commercial purposes and 12% of residents from surrounding towns indicate that between 26% and 40% should be used for residential and commercial purposes. The largest percentages of residents from surrounding towns (31%) indicate that between 41% and 50% of the Base should be used for residential and commercial purposes. Thirty-seven percent of residents from surrounding towns indicate that more than half of the Base should be used for residential or commercial uses.

Significant Differences:

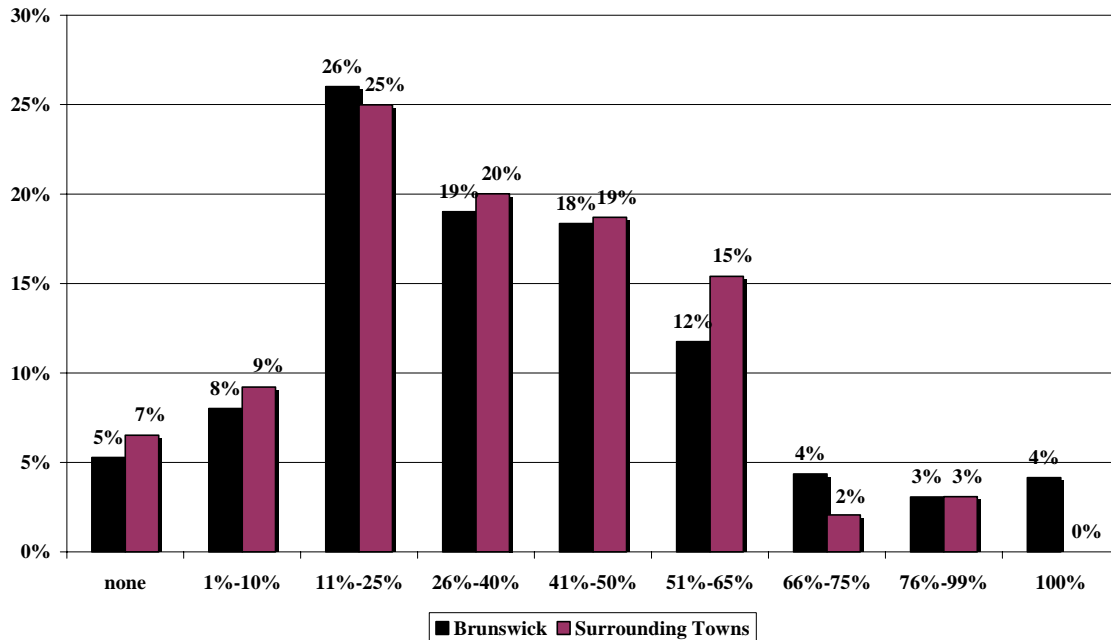
- On average, Brunswick residents think slightly less land should be used for this purpose than respondents from surrounding areas (44% vs. 49%, respectively)

Part IV. Potential open space uses and land banking

On average, Brunswick residents think that 39% of the land should be kept as open space for conservation or recreational uses.

On average, residents of surrounding towns think that 35% of the land should be kept as open space for conservation or recreational uses.

Q36 - What percent do you think should be kept as open space for conservation or recreational uses?



Comments:

Brunswick Residents:

On average, Brunswick residents would like to see 39% of the Base should be kept as open space for conservation or recreational purposes. Five percent of Brunswick residents indicate they would like none of the Base kept as open space for conservation or recreational purposes. Eight percent of Brunswick residents indicate that from 1%-10% of the Base should be kept as open space for conservation or recreational purposes. The largest percentage (26%) indicates that between 11% and 25% of the Base should be kept as open space for conservation or recreational purposes. Nineteen percent of Brunswick residents feel that between 26% and 40% should be kept as open space for conservation or recreational purposes. Twenty-three percent of Brunswick residents indicate that more than half of the Base kept as open space for conservation or recreational purposes.

Residents from Surrounding Towns:

On average, residents from surrounding towns would like to see 35% of the Base kept as open space for conservation or recreational purposes. Seven percent of residents from surrounding towns indicate they would like none of the Base kept as open space for conservation or recreational purposes. Nine percent of residents from surrounding towns indicate that from 1%-10% of the Base should be kept as open space for conservation or recreational purposes. The largest percentages of residents from surrounding towns (25%) indicate that between 11% and 25% of the Base should be kept as open space for conservation or recreational purposes. Twenty percent feel that between 26% and 40% should be kept as open space for conservation or recreational purposes. Twenty percent of residents from surrounding towns indicate that more than half of the Base should be used for residential or commercial uses.

Significant Differences:

- On average, respondents who work or provide services at the Base think slightly less land should be used for this purpose than respondents who do not work or provide services at the Base (33% vs. 39%, respectively)

Over 80% of Brunswick residents support using open spaces for walking hiking and biking trails, indoor recreation facilities, playing fields, and conservation.

Over 80% of residents of surrounding areas support using open spaces for walking hiking and biking trails and conservation.

How strongly do you support using open space from the redeveloped Base for the following?
(percent saying strongly support or somewhat support)

	Brunswick	Surrounding Area
Walking, hiking, and biking trails	84%	85%
Indoor recreation facilities such as a pool, playing fields, courts or ice rink	82%	74%
Playing fields for sports and recreational activities	82%	66%
Using land for conservation of wildlife habitat	81%	85%
Land used for farming or other agricultural purposes	51%	50%
Park or garden for which you would be charged an admission fee	43%	34%
Trails for ATV's and snowmobiles	27%	23%

Comments:

Brunswick Residents:

Eighty-four percent of Brunswick residents indicate that they strongly support or somewhat support using open space for walking, hiking, and biking trails. Eight-two percent support using the Base for indoor recreation facilities such as a pool, playing fields, courts or ice rink and playing fields for sports and recreational activities. Eighty-one percent support using the land for conservation of wildlife habitat. About half (51%) of Brunswick residents support using the land for farming or other agricultural purposes. Less than half support a park or garden for which you would be charged an admission fee (43%). Only about a quarter (27%) support creating trails for ATV's and snowmobiles.

Residents from Surrounding Towns:

Eighty-five percent of residents of surrounding areas indicate that they strongly support or somewhat support using open space for walking, hiking, and biking trails and using land for conservation of wildlife. A majority also support using open land for indoor recreation facilities such as a pool (74%), playing fields, courts or ice rink and playing fields for sports and recreational activities (66%). Half (50%) of residents in surrounding areas support using the land for farming or other agricultural purposes. Less than half support a park or garden for which you would be charged an admission fee (34%), and creating trails for ATV's and snowmobiles (23%).

Significant Differences:

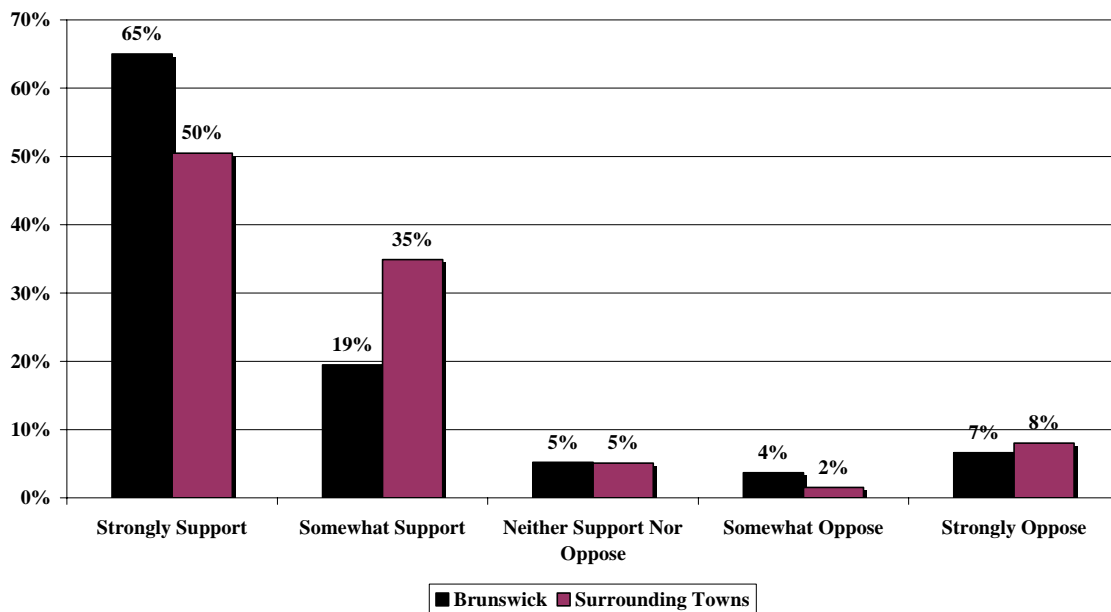
- Brunswick residents more supportive of playing fields for soccer, baseball, and other sports and recreational activities than surrounding areas
- 18 to 34 year olds more supportive of trails for ATV's and snowmobiles than older respondents
- 35 year olds and older more supportive of using land for conservation of wildlife habitat than 18 to 34 year olds
- Women more supportive of the following than men
 - Walking, hiking, and biking trails
 - Using land for conservation of wildlife habitat
 - A park or garden
 - Land for farming or other agricultural purposes
- As the number of years respondent has lived in the area increases support for playing fields for recreational activities decreases

- College graduates less supportive of trails for ATV's and snowmobiles
- As education increases support for playing fields for recreational activities increases
- Those who work or provide services at the Base more supportive of the following than those who do not work or provide services at the Base:
 - Trails for ATV's and snowmobiles
 - Land for farming or other agricultural purposes

84% of Brunswick residents support walking, hiking, or biking trails on the Base. Only 11% oppose this use.

85% of residents from surrounding towns support walking, hiking, or biking trails on the Base. Only 10% oppose this use.

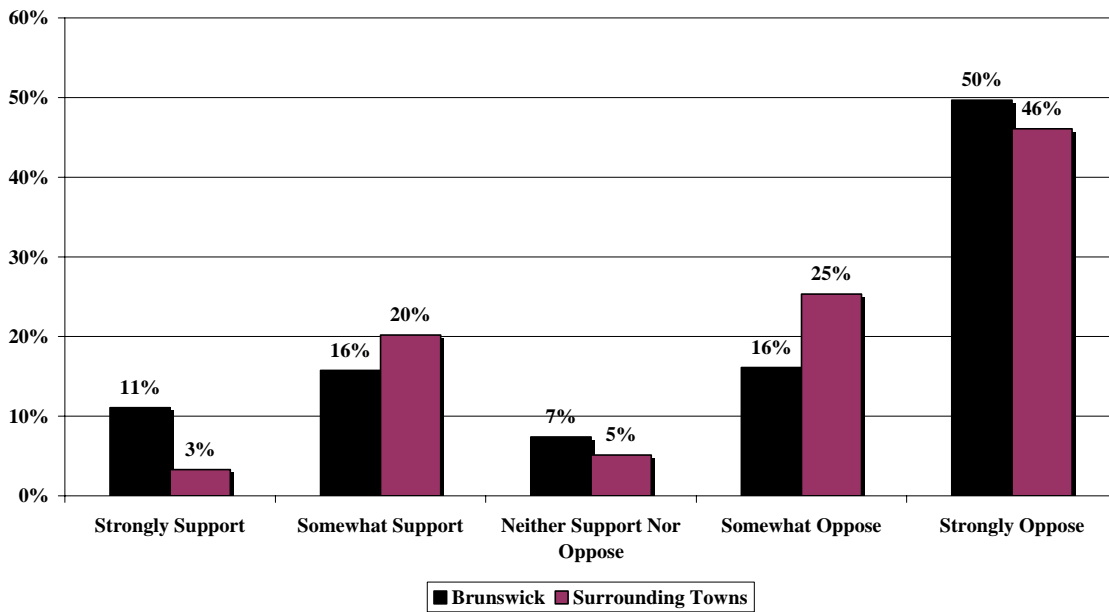
Q37 - Walking, hiking, and biking trails (Would you strongly support such an open space use, somewhat support, neither support nor oppose, somewhat oppose, strongly oppose this open space use).



Only 27% of Brunswick residents support trails for ATV's and snowmobiles on the Base. 66% oppose this use.

Only 23% of residents from surrounding towns support trails for ATV's and snowmobiles on the Base. 71% oppose this use.

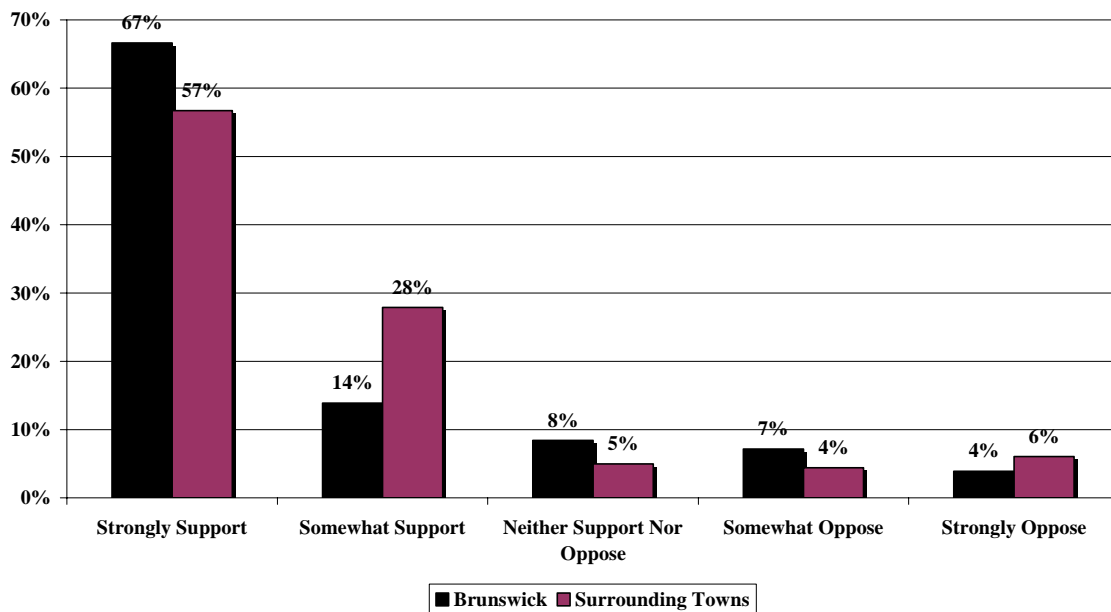
Q38 - Trails for ATV's and snowmobiles (Would you strongly support such an open space use, somewhat support, neither support nor oppose, somewhat oppose, strongly oppose this open space use).



81% of Brunswick residents support using the land for conservation of wildlife habitat. 11% oppose this use.

85% of residents from surrounding towns support using the land for conservation of wildlife habitat. 10% oppose this use.

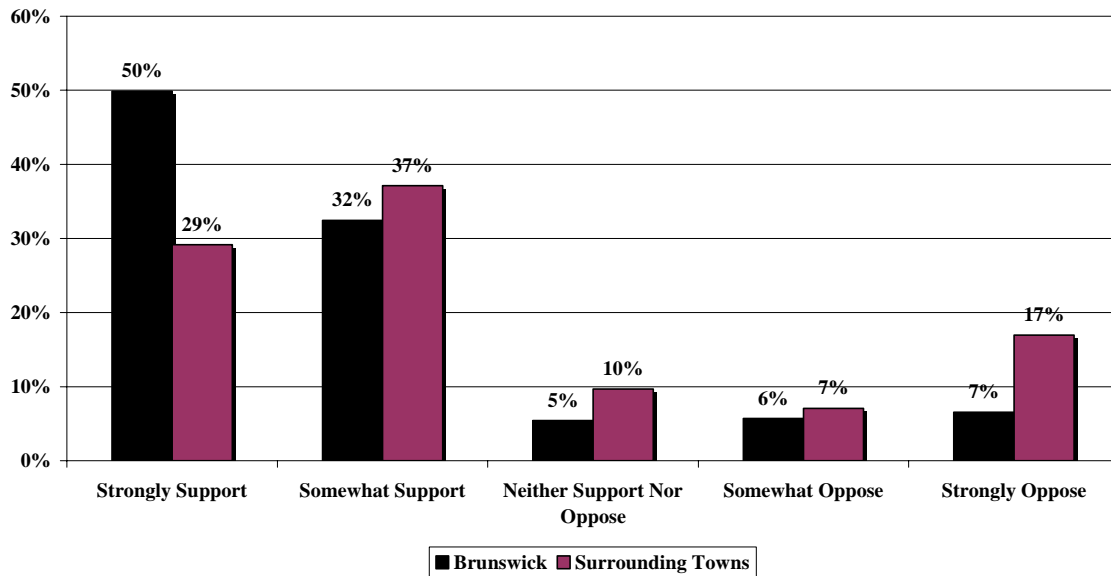
Q39 - Using land for conservation of wildlife habitat (Would you strongly support such an open space use, somewhat support, neither support nor oppose, somewhat oppose, strongly oppose this open space use).



82% of Brunswick residents support playing fields for baseball, soccer, and other recreational activities on the Base. 13% oppose this use.

66% of residents from surrounding towns support playing fields for baseball, soccer, and other recreational activities on the Base. 24% oppose this use.

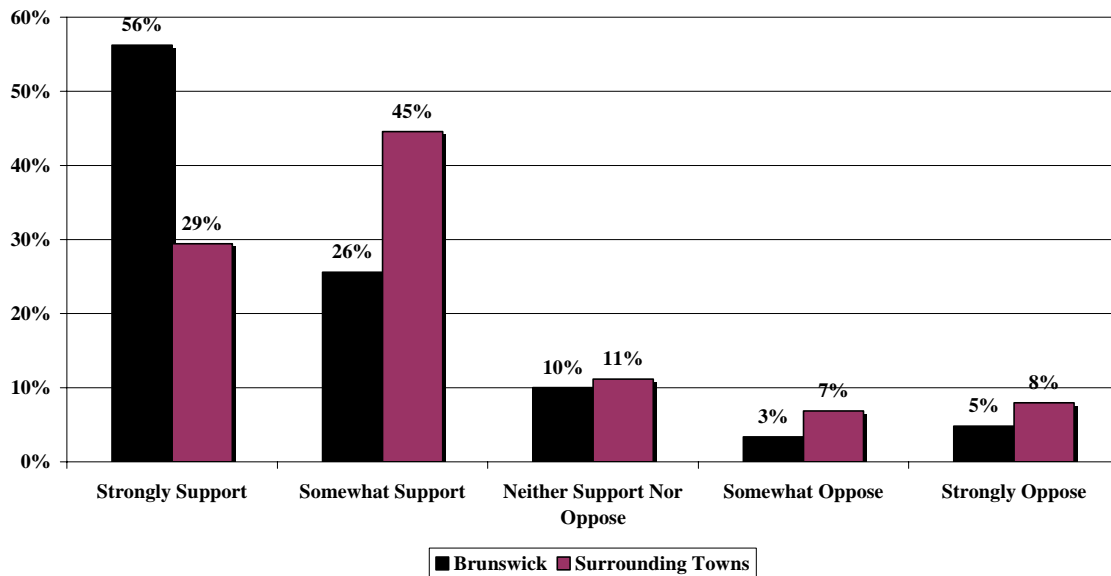
Q40 - Playing fields for soccer, baseball, and other sports and recreational activities (Would you strongly support such an open space use, somewhat support, neither support nor oppose, somewhat oppose, strongly oppose this open space use).



82% of Brunswick residents support indoor recreational facilities on the Base. 8% oppose this use.

74% of residents from surrounding towns support indoor recreational facilities on the Base. 15% oppose this use.

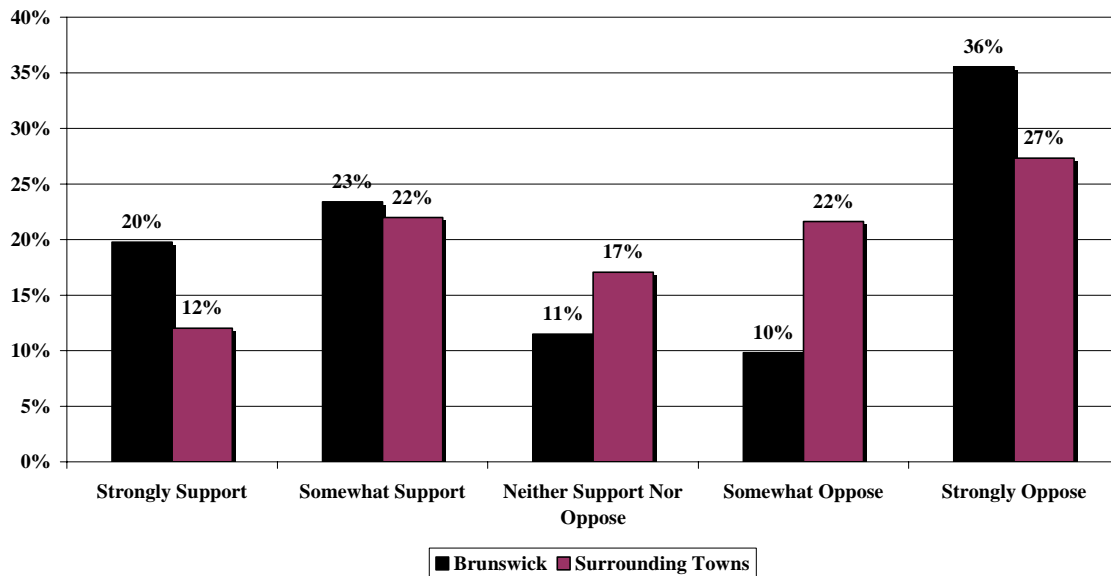
Q41 - Indoor community recreational facilities such as a swimming pool, indoor playing fields, courts or ice rink (Would you strongly support such a use, somewhat support, neither support nor oppose, somewhat oppose, strongly oppose this use).



Only 43% of Brunswick residents support a park or garden with a charged admission on the Base. 46% oppose this use.

Only 34% of residents from surrounding towns support a park or garden with a charged admission on the Base. 49% oppose this use.

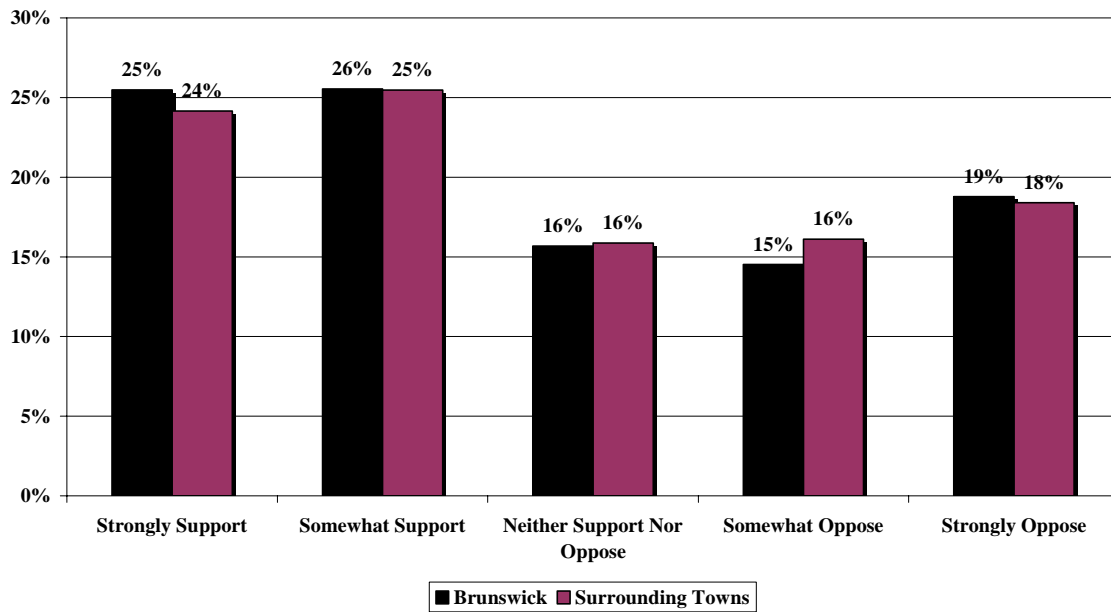
**Q42 - A park or garden for which you would be charged an admission fee
(Would you strongly support such an open space use, somewhat support,
neither support nor oppose, somewhat oppose, strongly oppose this open space
use).**



51% of Brunswick residents support land for farming or agricultural purposes on the Base. 34% oppose this use.

49% of residents from surrounding towns support land for farming or agricultural purposes on the Base. 34% oppose this use.

Q43 - Land used for farming or other agricultural purposes (Would you strongly support such an open space use, somewhat support, neither support nor oppose, somewhat oppose, strongly oppose this open space use).

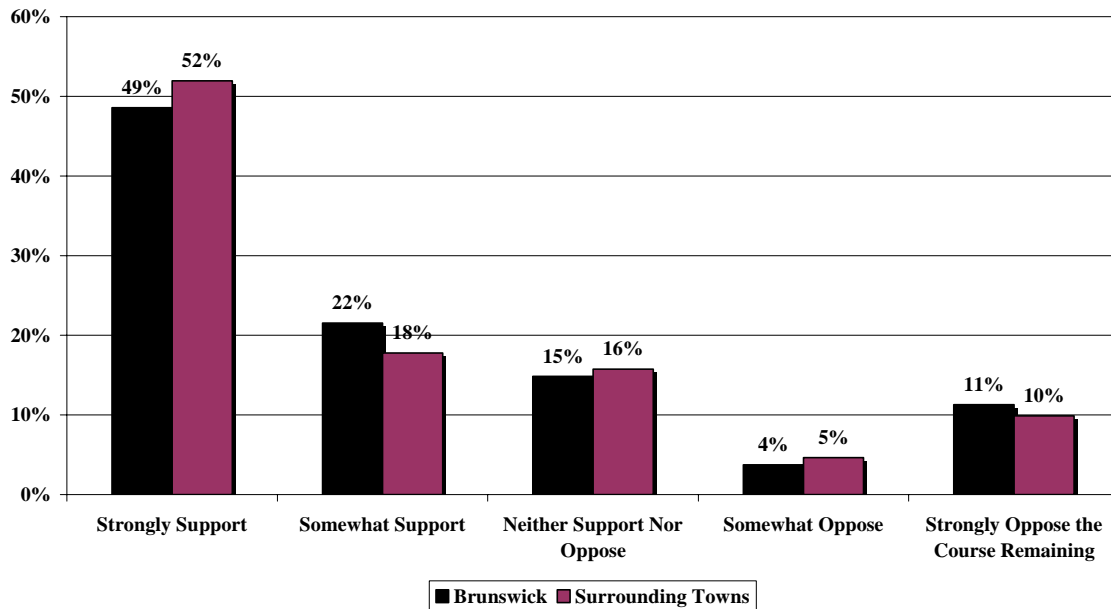


Golf Course

71% of Brunswick residents support keeping the current nine hole golf course. 15% oppose the course remaining.

70% of residents from surrounding towns support keeping the current nine hole golf course. 15% oppose the course remaining.

Q44 - There is currently a nine hole golf course on the base. A decision has to be made about whether to keep the course, expand it, or get rid of it. Would you like to see the nine hole course remain?



Comments:

Brunswick Residents:

Over seven in ten Brunswick residents support keeping the current nine hole golf course on the Base. Forty-nine percent of Brunswick residents would strongly support keeping the current nine hole golf course on the Base and 22% would somewhat support keeping the current nine hole golf course. Only 15% of Brunswick residents oppose keeping the current nine hole golf course on the Base (11% strongly opposing and 4% somewhat opposing). Fifteen percent of Brunswick residents are neutral on this issue.

Residents from Surrounding Towns:

Seven in ten residents from surrounding towns support keeping the current nine hole golf course on the Base. Fifty-two percent of residents from surrounding towns would strongly support keeping the current nine hole golf course on the Base and 18% would somewhat support keeping the current nine hole golf course. Only 15% of residents from surrounding towns oppose keeping the current nine hole golf course on the Base (10% strongly opposing and 5% somewhat opposing). Sixteen percent of residents from surrounding towns are neutral on this issue.

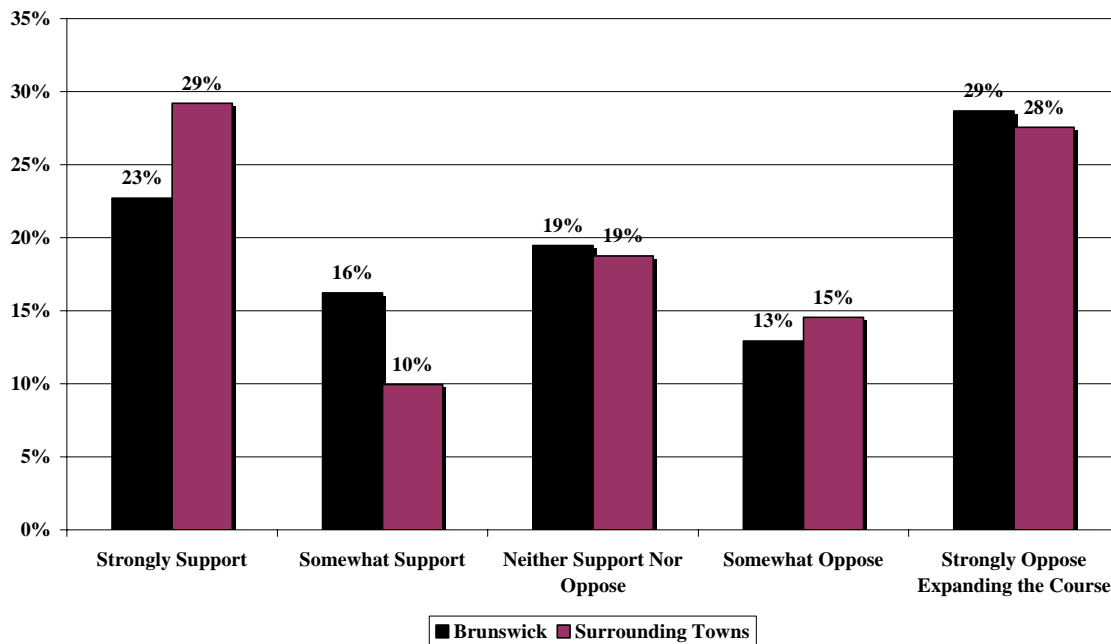
Significant Differences:

- There were no significant demographic differences

Only 39% of Brunswick residents support expanding the golf course to eighteen holes. 42% oppose expanding the course.

Only 39% of residents from surrounding towns support expanding the golf course to eighteen holes. 43% oppose expanding the course.

Q45 - Would you like to see the golf course expanded to an eighteen hole course?



Comments:

Brunswick Residents:

Only 39% of Brunswick residents support expanding the current golf course to an eighteen hole golf course. Only 23% of Brunswick residents would strongly support expanding the golf course on the Base and 16% would somewhat support expanding the golf course. Forty-two of Brunswick residents oppose expanding the golf course on the Base (29% strongly opposing and 13% somewhat opposing). Nineteen percent of Brunswick residents are neutral on this issue.

Residents from Surrounding Towns:

Only 39% of residents in surrounding towns support expanding the current golf course to an eighteen hole golf course. Only 29% of residents in surrounding towns would strongly support expanding the golf course on the Base and 10% would somewhat support keeping the current nine hole golf course. Forty-three of residents in surrounding towns oppose expanding the golf course on the Base (28% strongly opposing and 15% somewhat opposing). Nineteen percent of residents in surrounding towns are neutral on this issue.

Significant Differences:

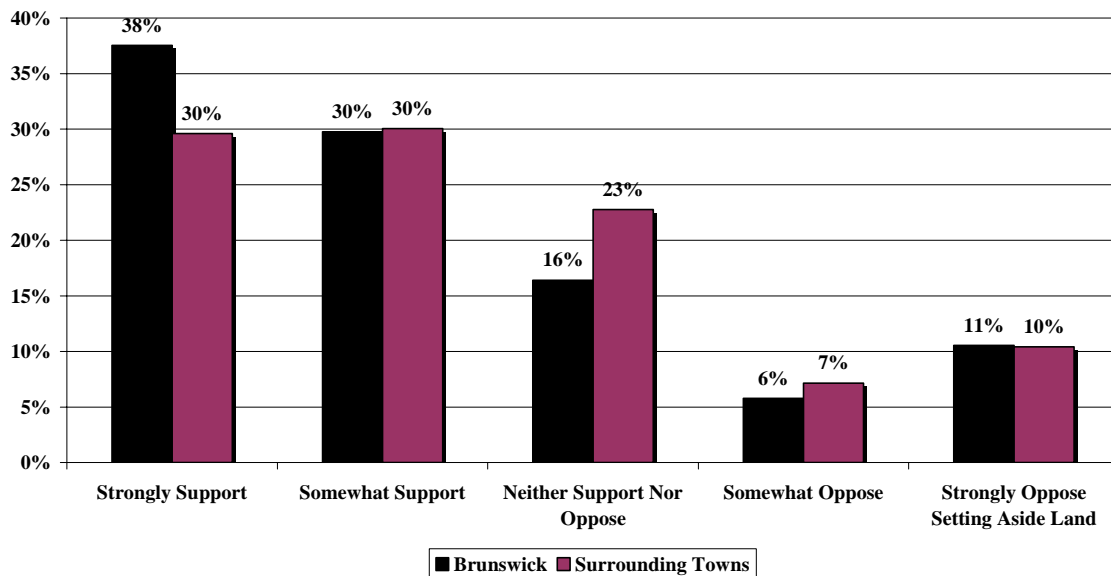
- There were no significant demographic differences

Land Banking

68% of Brunswick residents support setting aside a portion of the land and leaving it to future generations to decide on uses. 17% oppose banking a portion of the land.

60% of residents from surrounding towns support setting aside a portion of the land and leaving it to future generations to decide on uses. 17% oppose banking a portion of the land.

Q46 - There have also been discussions about the possibility of putting aside a portion of the land, and leaving it available to future generations to decide how the land might be used. This concept is called land banking. Would you...



Comments:

Brunswick Residents:

Two-thirds of Brunswick residents support setting aside a portion of the land and leaving it to future generations to decide on its use. Thirty-eight percent of Brunswick residents would strongly support setting aside a portion of the land on the Base for future generations to decide on its use 30% would somewhat support setting aside a portion of the land on the Base. Only 17% of Brunswick residents oppose aside a portion of the land and leaving it to future generations to decide on its use (11% strongly opposing and 6% somewhat opposing). Sixteen percent of Brunswick residents are neutral on this issue.

Residents from Surrounding Towns:

Six in ten residents from surrounding towns support setting aside a portion of the land and leaving it to future generations to decide on its use. Thirty percent of residents from surrounding towns would strongly support setting aside a portion of the land on the Base for future generations to decide on its use 30% would somewhat support setting aside a portion of the land on the Base. Only 17% of residents from surrounding towns oppose aside a portion of the land and leaving it to future generations to decide on its use (10% strongly opposing and 7% somewhat opposing). Twenty-three percent of residents from surrounding towns are neutral on this issue.

Significant Differences:

- 35 year olds and older more supportive of than 18 to 34 year olds

Part V. Potential residential uses for the Base

70% or more Brunswick residents support affordable housing for working families, senior housing, single family homes, and special housing with services for youth and the homeless.

70% of residents from surrounding towns support senior housing while other types of housing were supported by less than 70%.

How strongly do you support including the following types of housing in the Base redevelopment?

(percent saying strongly support or somewhat support)

	Brunswick	Surrounding Towns
Affordable housing for working families	78%	66%
Senior housing	76%	75%
Single family homes	71%	61%
Special housing with services for youth and the homeless	71%	62%
Townhouses and condominiums	49%	37%
Apartment buildings	38%	30%

Comments:

Brunswick Residents:

Seventy-eight percent of Brunswick residents indicate that they strongly support or somewhat support affordable housing for working families in the Base redevelopment. Seventy-five percent support including senior housing while 71% support single family homes and 70% support special housing with services for youth and the homeless. About half (49%) of Brunswick residents support including townhouses and condominiums in the Base redevelopment while only 38% support apartment buildings.

Residents from Surrounding Towns:

Seventy-five percent of residents in surrounding areas indicate that they strongly support or somewhat support senior housing. Two-thirds (66%) support including affordable housing for working families while 63% support special housing with services for youth and the homeless and 61% support single family homes. There was much weaker support among residents in surrounding areas for townhouses and condominiums in the Base redevelopment (37%) while only 30% support apartment buildings.

Significant Differences:

- Brunswick residents more supportive of than residents in surrounding areas:
 - Townhouses and condominiums
 - Housing for working families

- Women more supportive of the following than men:
 - affordable housing for working families
 - special housing with services for youth and the homeless

- As income increases support for the following decreases:
 - senior housing
 - special housing with services for youth and homeless

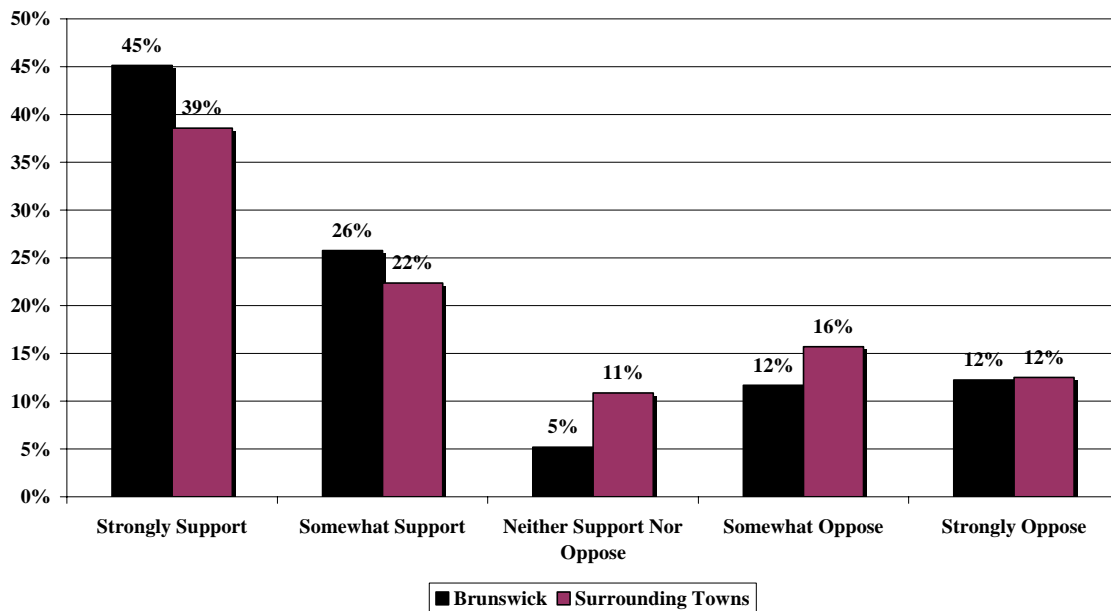
- College graduates less supportive of the following than those with less education:
 - affordable housing for working families
 - senior housing

- Those with some college or a degree less supportive of special housing with services for youth and homeless

71% of Brunswick residents support the development of single family housing on the Base. 24% oppose this type of housing.

61% of residents from surrounding towns support the development of single family housing on the Base. 28% oppose this type of housing.

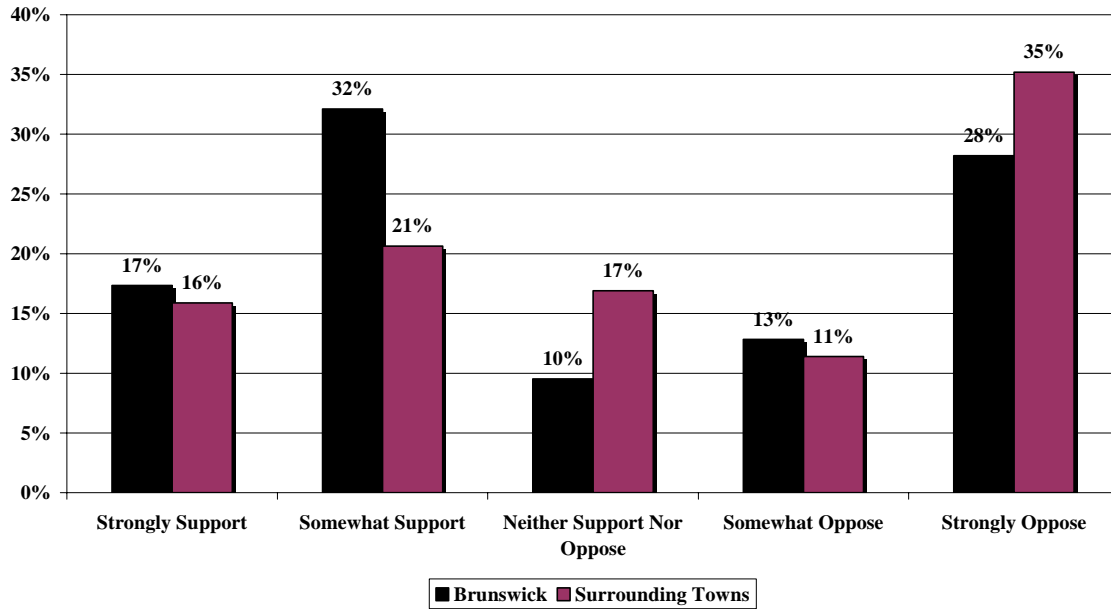
Q9 - Single family homes (Would you strongly support such housing, somewhat support, neither support nor oppose, somewhat oppose, strongly oppose this type of housing).



49% of Brunswick residents support the development of townhouses and condominiums on the Base. 41% oppose this type of housing.

Only 37% of residents from surrounding towns support the development of townhouses and condominiums on the Base. 46% oppose this type of housing.

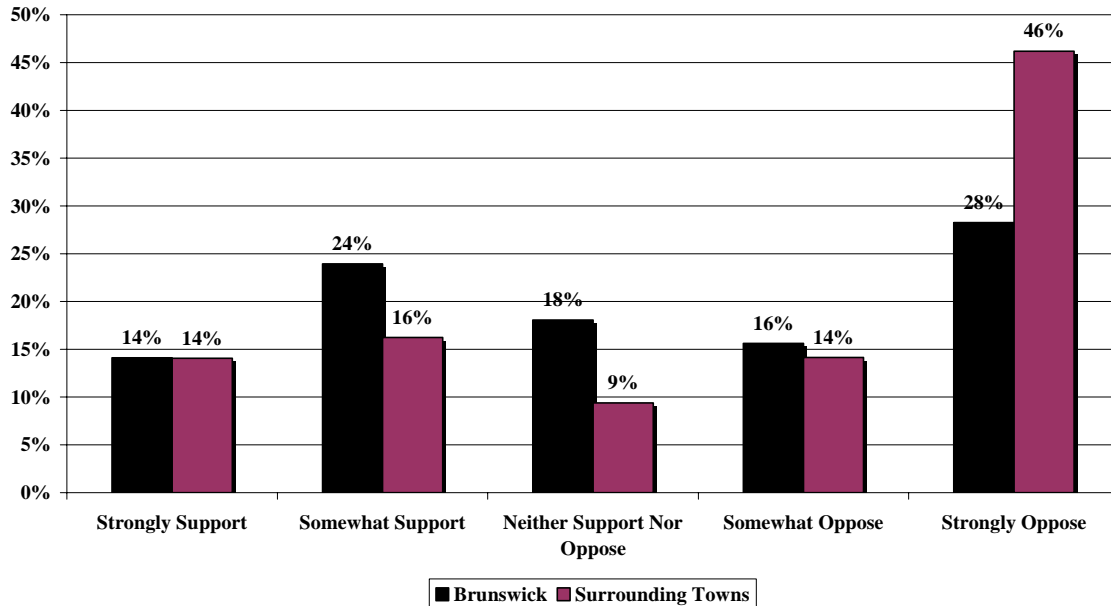
Q10 - Townhouses and condominiums (Would you strongly support such housing, somewhat support, neither support nor oppose, somewhat oppose, strongly oppose this type of housing).



Only 38% of Brunswick residents support the development of apartment buildings on the Base. 44% oppose this type of housing.

Only 30% of residents from surrounding towns support the development of apartment buildings on the Base. 60% oppose this type of housing.

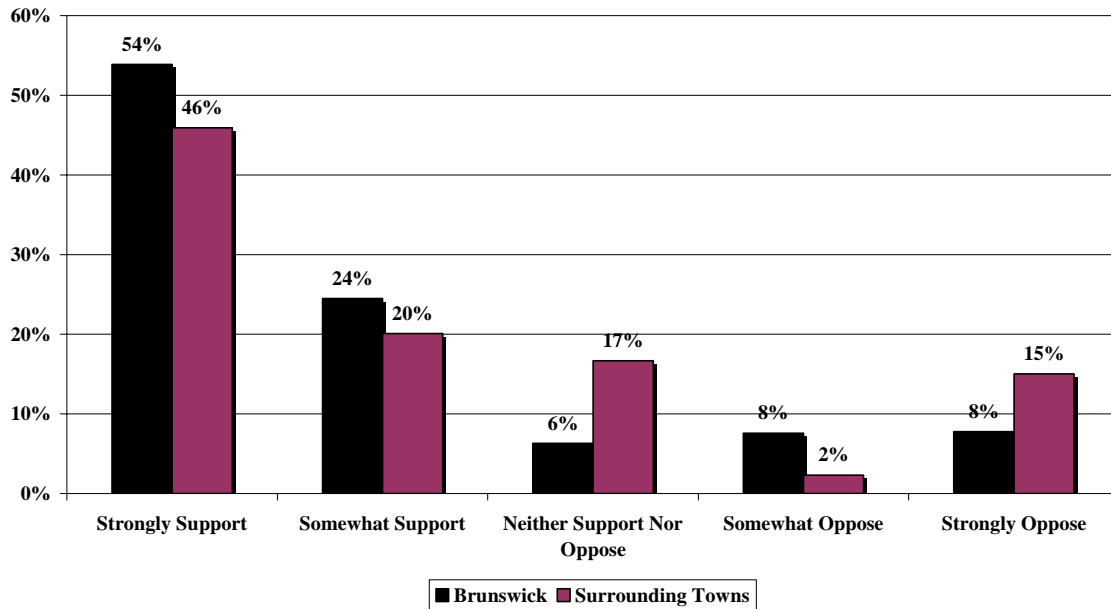
Q11 - Apartment buildings (Would you strongly support such housing, somewhat support, neither support nor oppose, somewhat oppose, strongly oppose this type of housing).



78% of Brunswick residents support the development of affordable housing for working families on the Base. 16% oppose this type of housing.

66% of residents from surrounding towns support the development of affordable housing for working families on the Base. 17% oppose this type of housing.

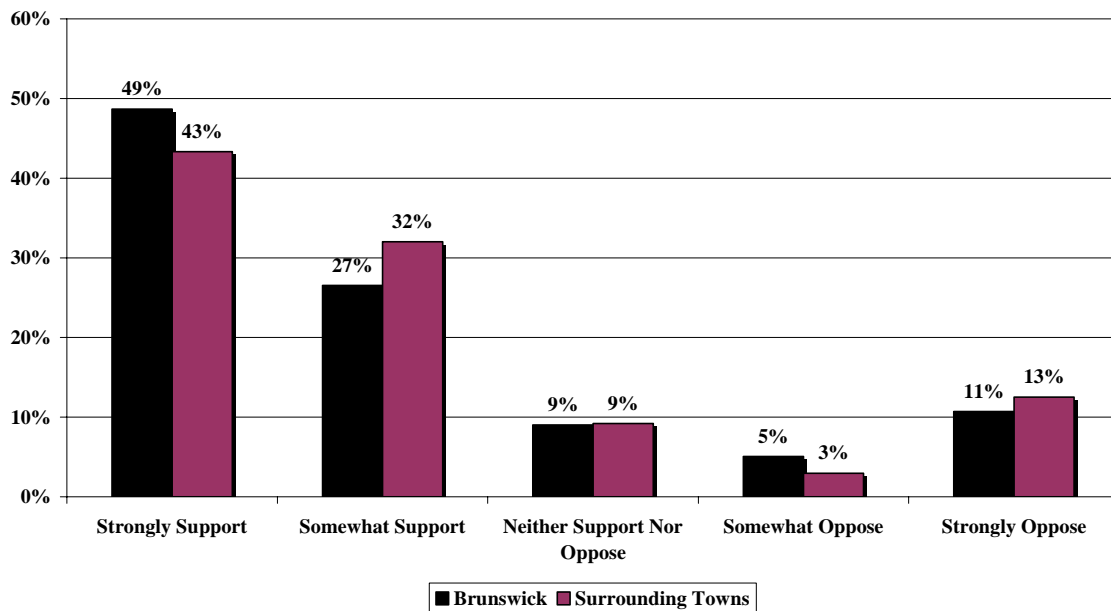
Q12 - Affordable housing for working families (Would you strongly support such housing, somewhat support, neither support nor oppose, somewhat oppose, strongly oppose this type of housing).



76% of Brunswick residents support the development of seniors housing on the Base. 16% oppose this type of housing.

75% of residents from surrounding towns support the development of seniors housing on the Base. 16% oppose this type of housing.

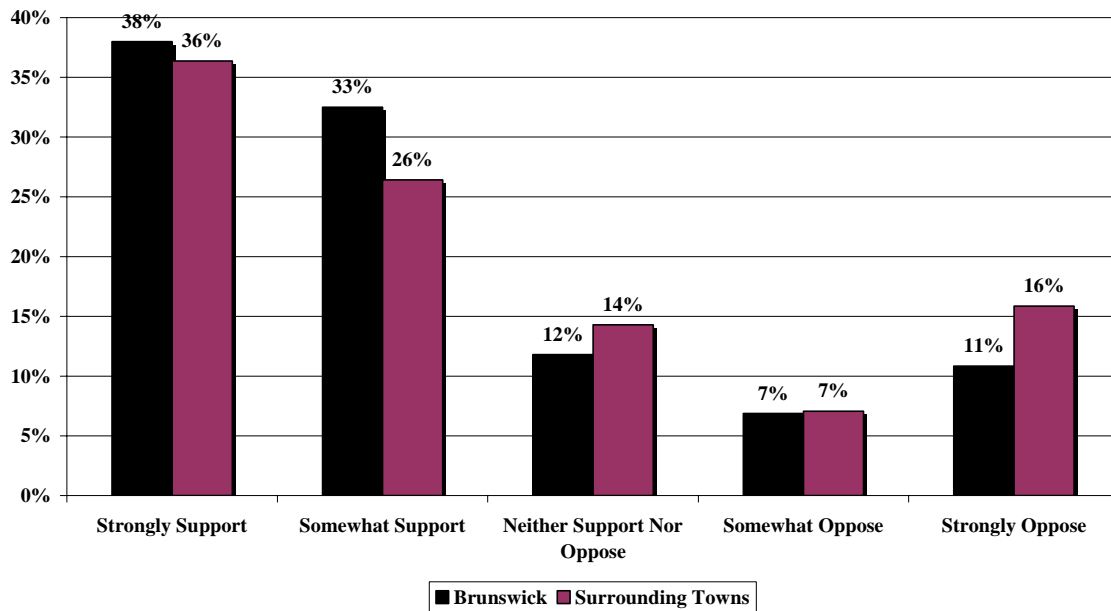
Q13 - Seniors housing (Would you strongly support such housing, somewhat support, neither support nor oppose, somewhat oppose, strongly oppose this type of housing).



71% of Brunswick residents support the development of special housing with services for youth and the homeless on the Base. 18% oppose this type of housing.

62% of residents from surrounding towns support the development of special housing with services for youth and the homeless on the Base. 23% oppose this type of housing.

Q15 - Special housing with services for youth and the homeless (Would you strongly support such housing, somewhat support, neither support nor oppose, somewhat oppose, strongly oppose this type of housing).



Part VI. Other respondent comments

Most respondents had no additional comments.

Q47 - Finally, are there any other ideas about the re-use of the Base that you'd like to share?

	Brunswick	Surrounding Towns
Affordable housing	4%	5%
Airport/Airfield/Aviation related	4%	7%
Business that would create good paying jobs	4%	5%
Business that would help tax burden	3%	
Keep some land as open space	3%	
Recreational uses	2%	5%
Would like College to have some land	2%	
Keep it Military related	1%	6%
Oppose a garden	1%	2%
School/University	1%	2%
A Casino	1%	2%
Give to the Native Americans	0%	8%
Should be environmentally friendly	0%	1%
Other	19%	13%
No, nothing else	55%	44%
Total	100%	100%

Comments:

Brunswick Residents:

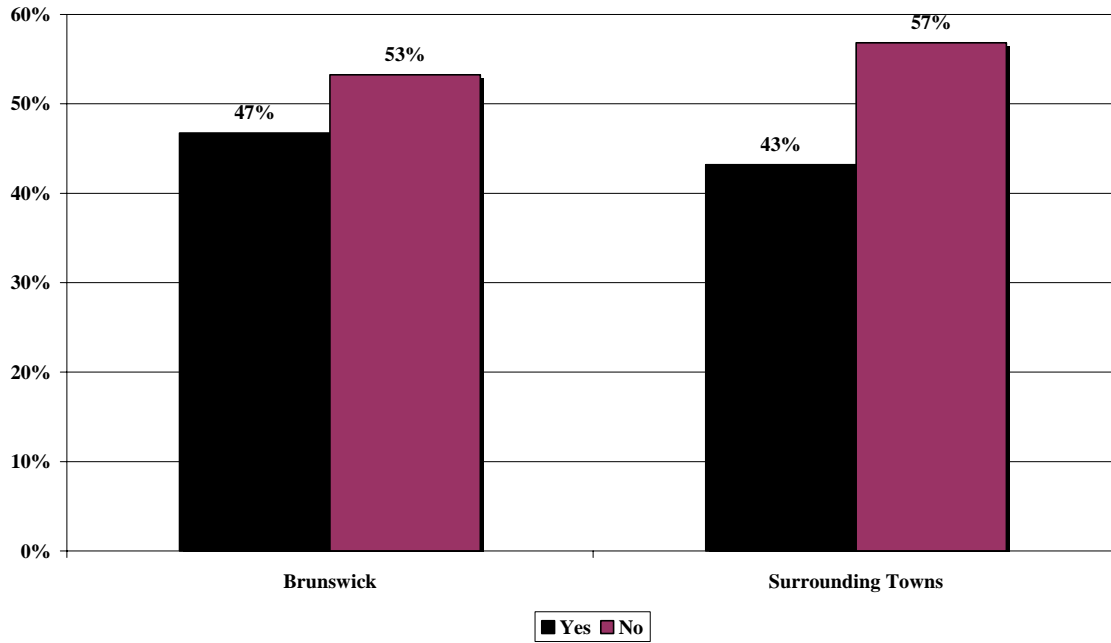
When asked if there were any other ideas about the re-use of the Base that respondents would like to share, 55% of Brunswick resident indicated there were no other ideas that they would like to share. Among those with ideas, 4% thought the Base should include affordable housing, 4% restated their preference for aviation related businesses or an airfield, and 4% said they would just like businesses that created good paying jobs. Other ideas mentioned by Brunswick residents include that adding businesses on the Base would help reduce the tax burden (3%), that some of the land should be kept as open space (3%), the Base should be used for recreational purposes (2%), and they would like Bowdoin College to have some of the land (2%), among other ideas.

Residents from Surrounding Towns:

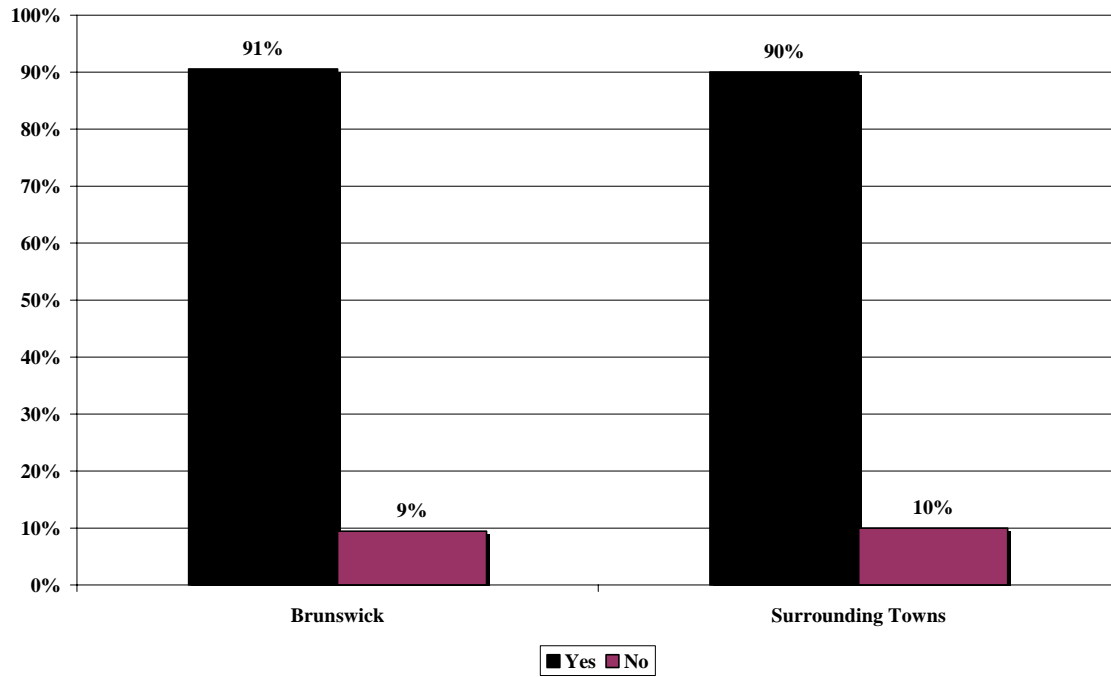
When asked if there were any other ideas about the re-use of the Base that respondents would like to share, 44% of residents from surrounding towns indicated there were no other ideas that they would like to share. Among those with ideas, 8% wanted the land given to Native Americans, 7% restated their preference for aviation related businesses or an airfield, and 6% thought that the Base should retain some military related activities. Other ideas mentioned by residents from surrounding towns include that the Base should include affordable housing (5%), and that the Base should be used for recreational purposes (5%), among others.

Part VII. Characteristics of Respondents

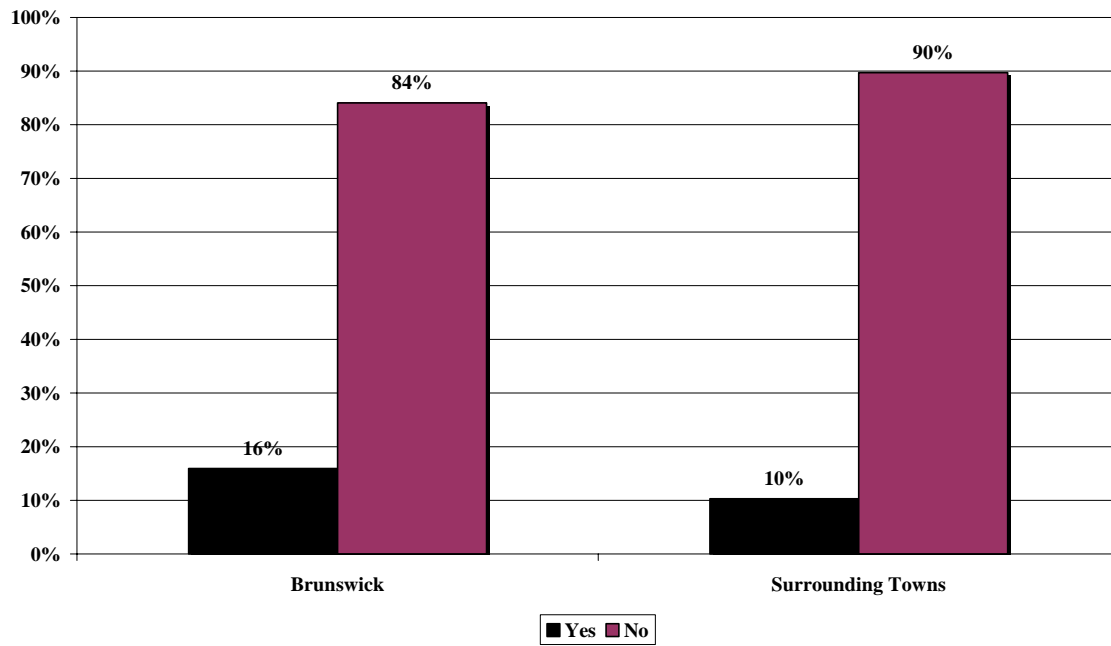
BNAS1 - Did you or anyone in the household ever serve in the armed forces of the United States?



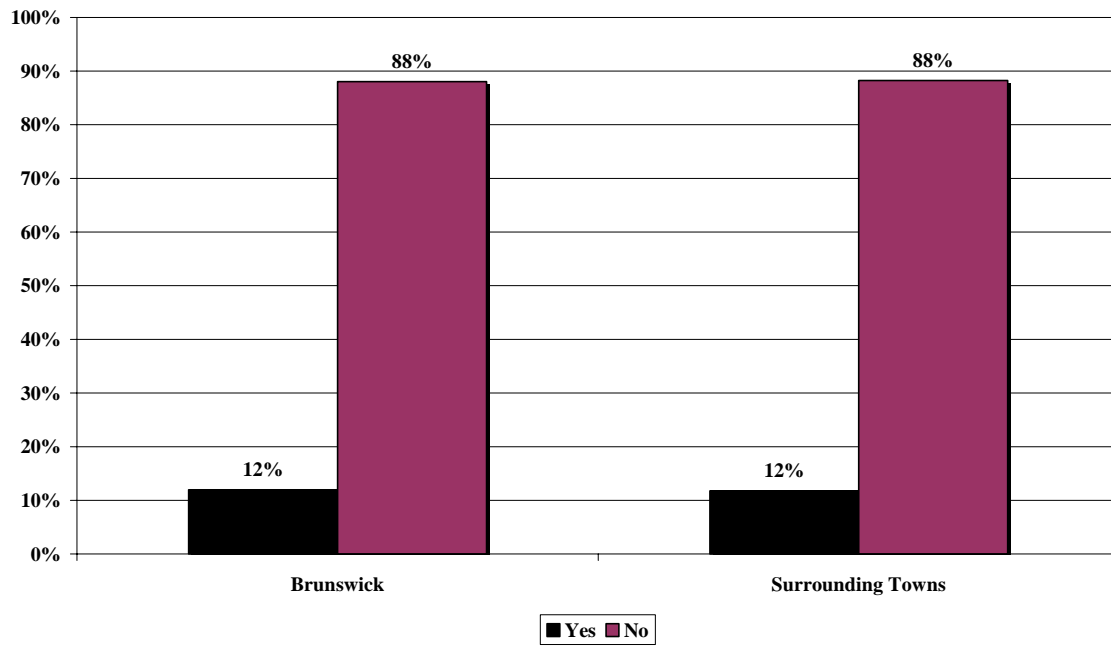
BNAS2 - Have you ever gone on the Base?



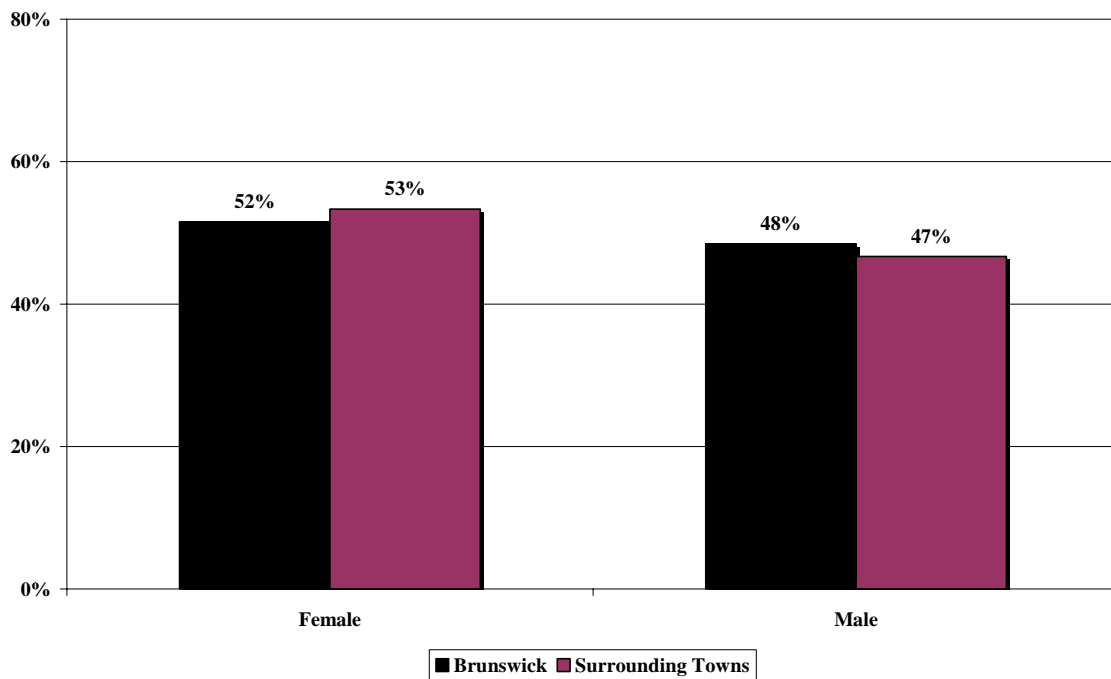
BNAS3 - Do you or does anyone in your immediate family CURRENTLY serve on or work at the Brunswick Naval Air Station?



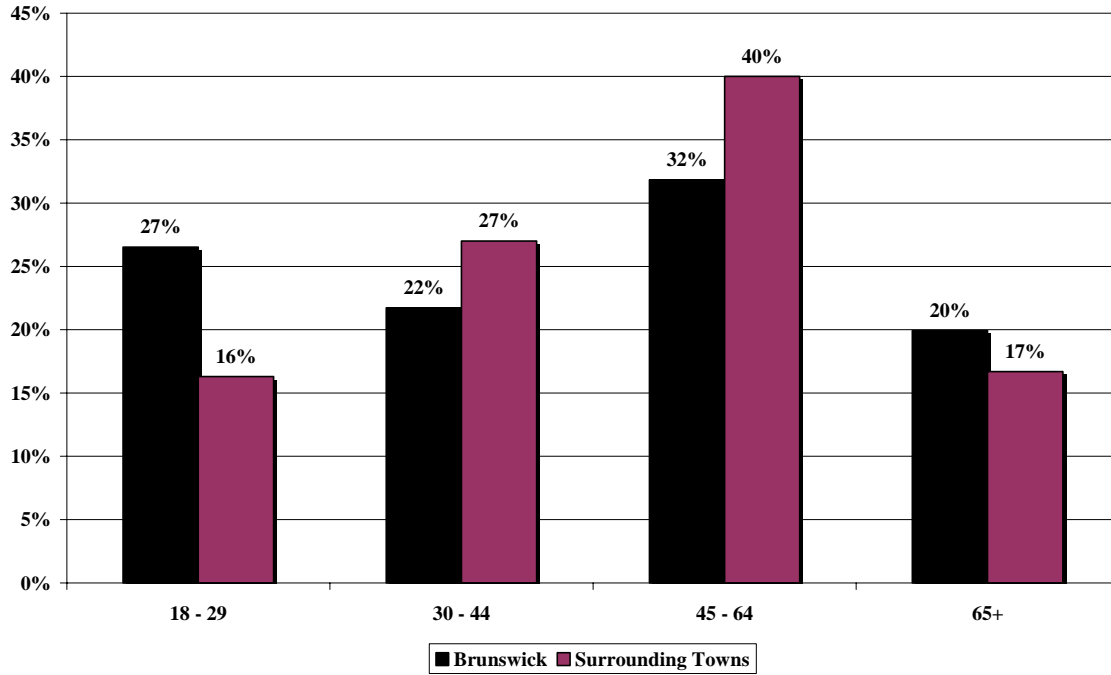
BNAS4 - Do you or does anyone in your immediate family provide goods or services to the Brunswick Naval Air Station?



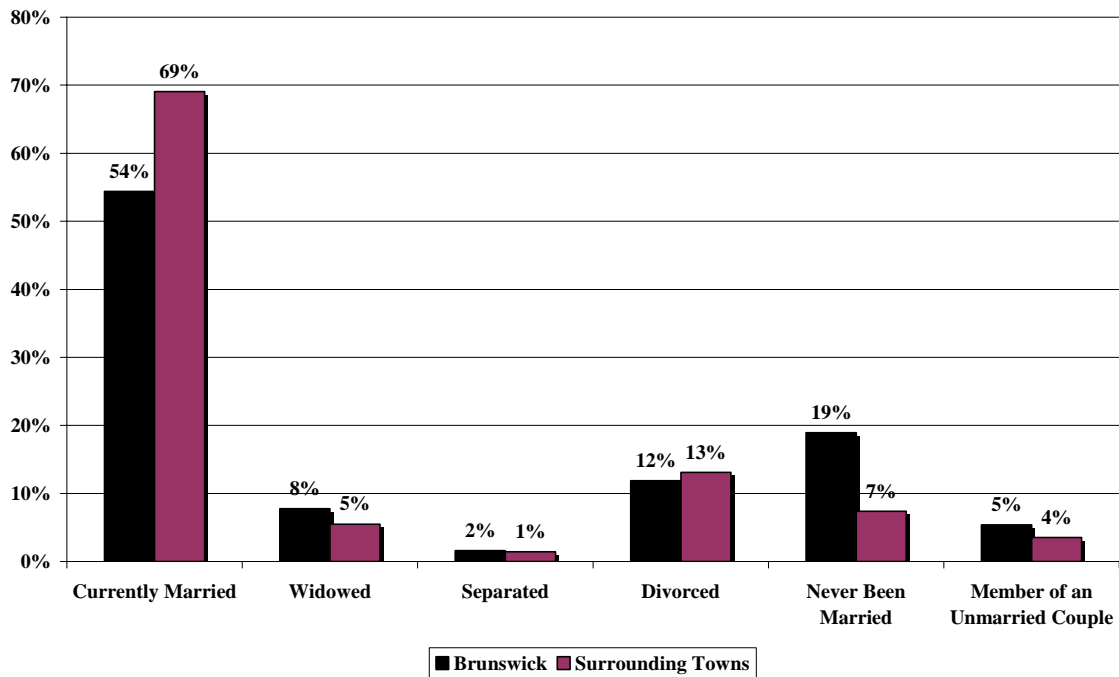
Gender



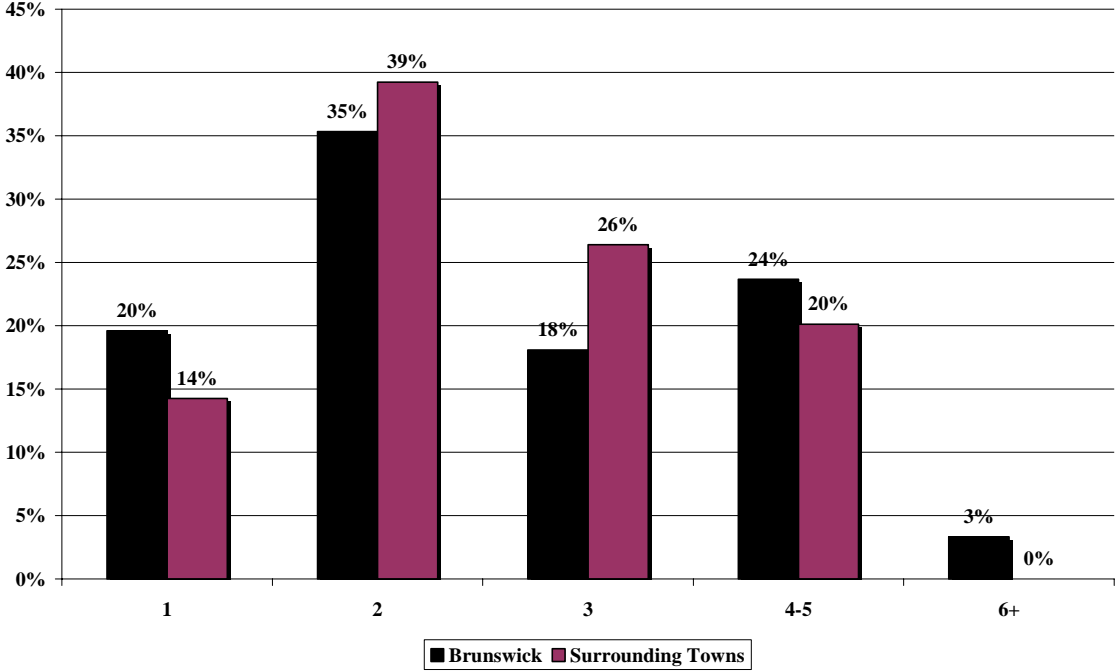
Age



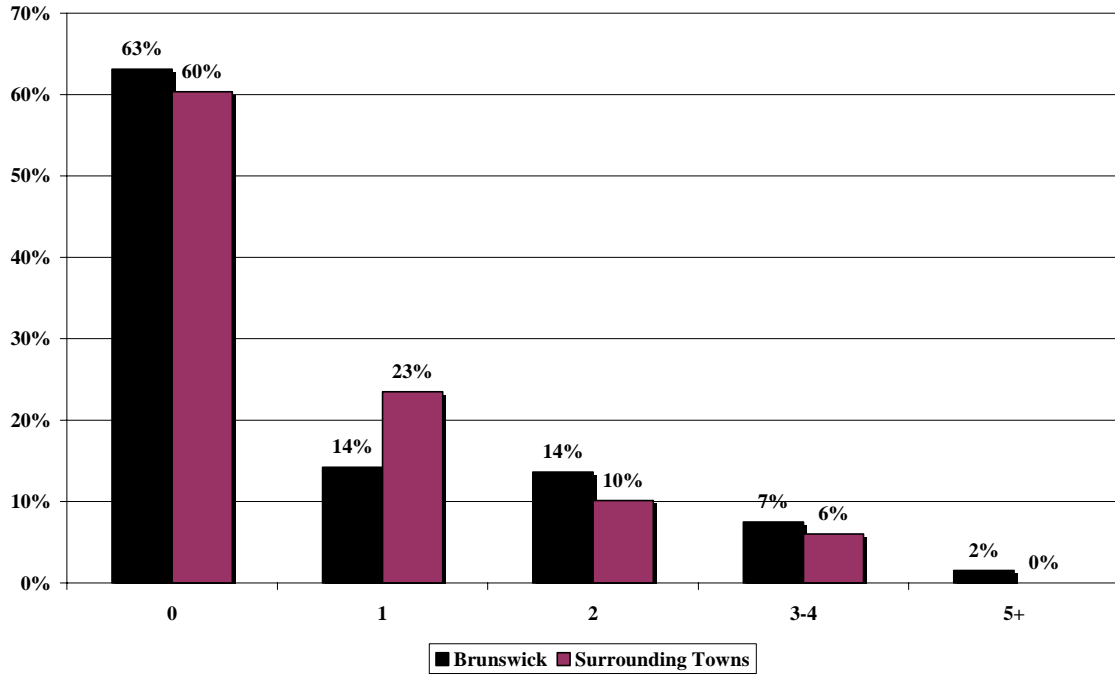
Marital Status



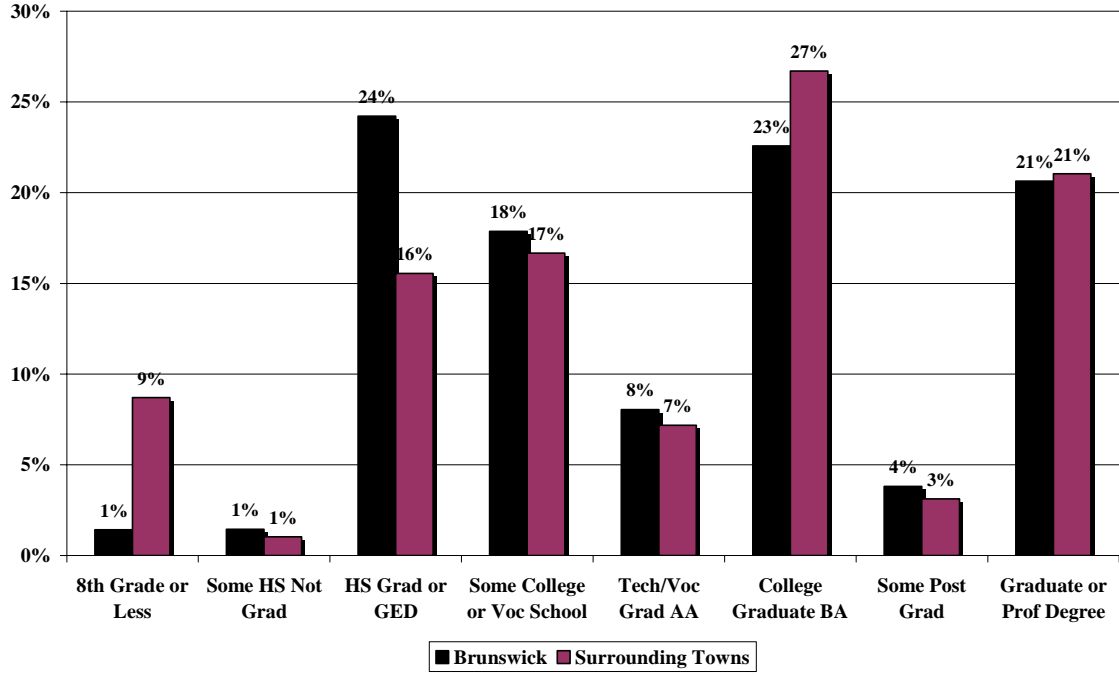
Household Size



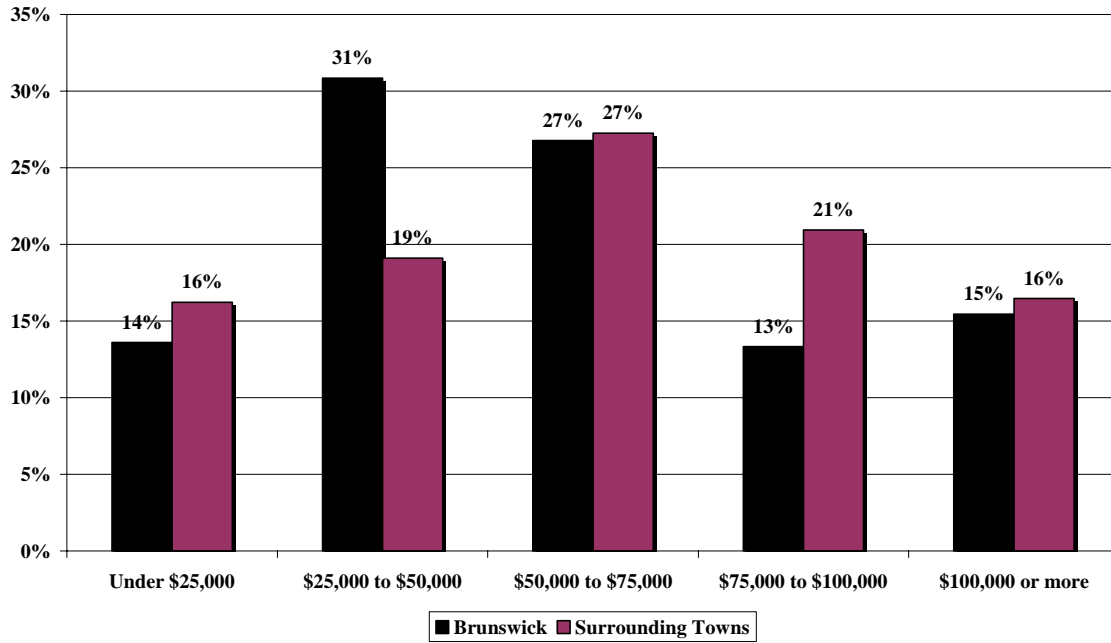
Number of Children in the Household



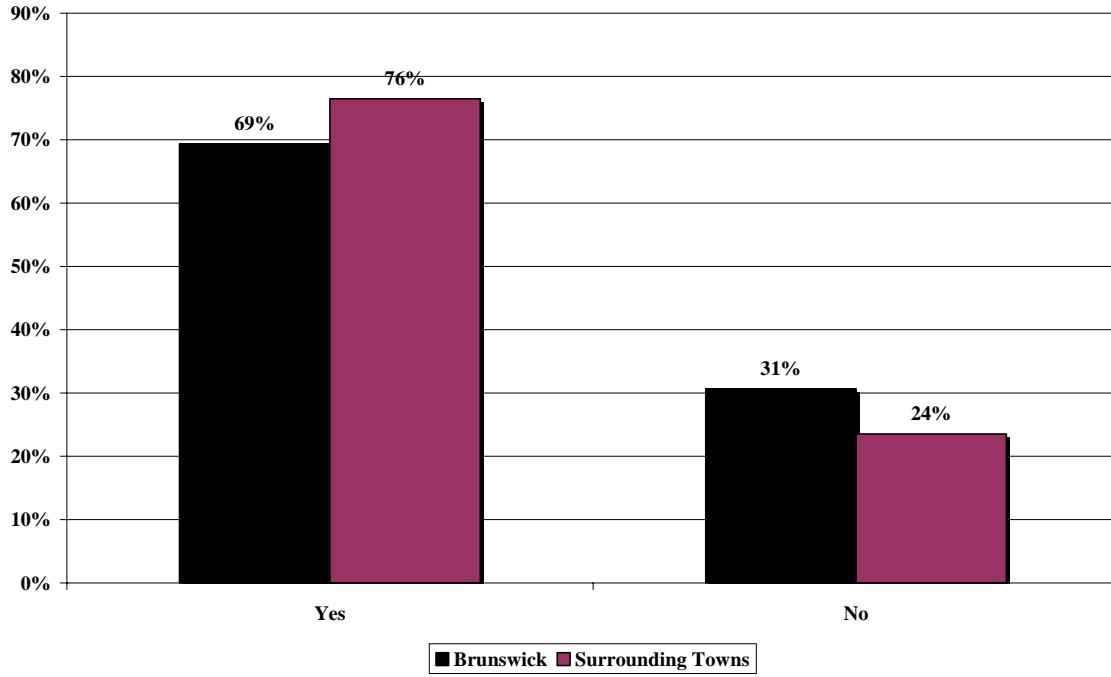
What is the highest year or grade of school you have completed?



Into which of the following categories does your total annual household income fall?



Do you work for pay?



How long have you resided in the greater Brunswick region?

